

DIGITAL PROJECTOR | W1070

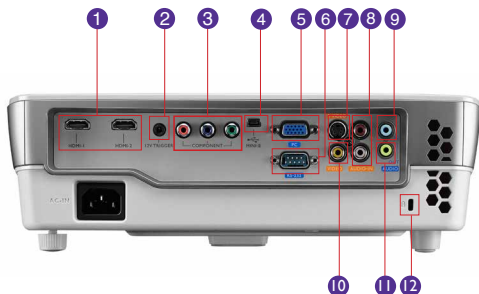


Features

- Native Full HD 1080P (1920x1080) Resolution
- 2,000 ANSI Lumens;
- 10,000:1 High Contrast Ratio
- Various 3D Format and nVidia 3DTV Play
- SmartEco™ Power Saving Technology
- Dual HDMI, Built-in 10W Speaker



Input and Output Terminals



- | | |
|-----------------------------|------------------------------|
| 1 HDMI 1 & 2 | 7 S-Video In (Mini DIN 4pin) |
| 2 DC 12V Trigger | 8 Audio In L & R (RCA) |
| 3 Component Video In (RCA) | 9 Audio In (Mini Jack) |
| 4 USB (Mini B) | 10 Composite Video in |
| 5 Computer in (D-sub 15pin) | 11 Audio Out (Mini Jack) |
| 6 RS232 (DB-9pin) | 12 Security Bar |

Specifications

Projection System	DLP®
Native Resolution	1080p (1920x1080)
Brightness	2000 ANSI lumens
Contrast Ratio	10,000:1
Display Color	1.07 Billion Colors
Lens	F=2.59-2.87, f=16.88-21.88mm
Aspect Ratio	Native 16:9 (5 aspect ratio selectable)
Throw Ratio	1.15-1.5 (79"@2M)
Image Size (Diagonal)	40"-235"
Zoom Ratio	1.3:1
Lamp Type	240W
Lamp (Normal/Economic Mode)*	3500/5000/6000 hours
Keystone Adjustment	1D, Vertical +/-40 degrees
Lens Shift	Vertical 110%-130%±5%
Projection Offset	Vertical 110%-130%±5%
Resolution Support	WUXGA_RB(1920 x 1200) *RB = Reduced blanking
Horizontal Frequency	15K-102KHz
Vertical Scan Rate	23-120Hz
Compatibility	SDTV, EDTV, HDTV Compatibility: 480i, 480p, 576i, 576p, 720p, 1080i, 1080p Video Compatibility: NTSC, PAL, SECAM
Interface	Computer in (D-sub 15pin) x 1 HDMI x 2 Composite Video in (RCA) x 1 S-Video in (Mini DIN 4pin) x 1 Component Video in x 1 Audio in (Mini Jack) x 1 Audio L/R in (RCA) x 1 Audio out (Mini Jack) x 1 Speaker 10W x 1 USB (Type Mini B) x 1 RS232 (DB-9pin) x 1 DC 12V Trigger x 1
Dimensions (WxHxD)	12.28" x 4.09" x 9.6" (312 x 104 x 244 mm)
Weight	6.06 lbs (2.75 kg)
Power Supply	AC 100 to 240 V, 50 to 60 Hz
Power Consumption	359W/110V (typical), Standby < 0.5W
Audible Noise	33/30 dBA (Normal/Economic mode)
On-Screen Display Languages	Arabic/Bulgarian/ Croatian/ Czech/ Danish/ Dutch/ English/ Finnish/ French/ German/ Greek/ Hindi/ Hungarian/ Italian/ Indonesian/ Japanese/ Korean/ Norwegian/ Polish/ Portuguese/ Romanian/ Russian/ Simplified Chinese/Spanish/ Swedish/ Turkish/ Thai/ Traditional Chinese (28 Languages)
Picture Mode	Dynamic / Standard / Cinema / 3D / User 1 / User 2 / User 3
Accessories (Standard)	Remote Control w/ Battery, Power Cord, User Manual CD, Quick Start Guide, Warranty Card, VGA (D-sub 15pin) Cable
Accessories (Optional)	Spare Lamp Kit P/N: 5J.J7L05.001 Ceiling Mount P/N: 5J.J4N10.001 3D Glasses P/N: 5J.J7L25.002 Carry Bag P/N: 5J.J3T09.001
Limited Warranty	1 Year Parts/Labor; 1 Year or 2000 hours of lamp life.

*Lamp life results will vary depending on environmental conditions and usage. Actual product's features and specifications are subject to change without notice.



BenQ America Corp.
www.BenQ.us

BenQ is a registered trademark of BenQ Corp. DLP® is a registered trademark of Texas Instruments. All rights reserved. Product names, logos, brands, and other trademarks featured or referred to in this material are the property of their respective trademark holders. Specifications subject to change without notice.
W1070 030415_BQus

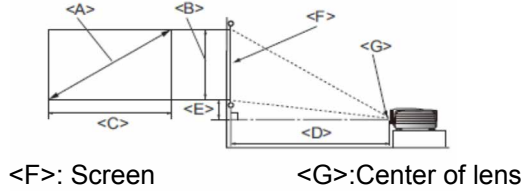


Because it matters

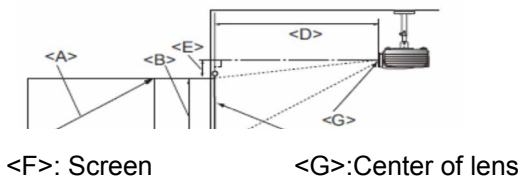
WI070 Digital Projector

Distance Chart

Floor Installation



Ceiling Installation

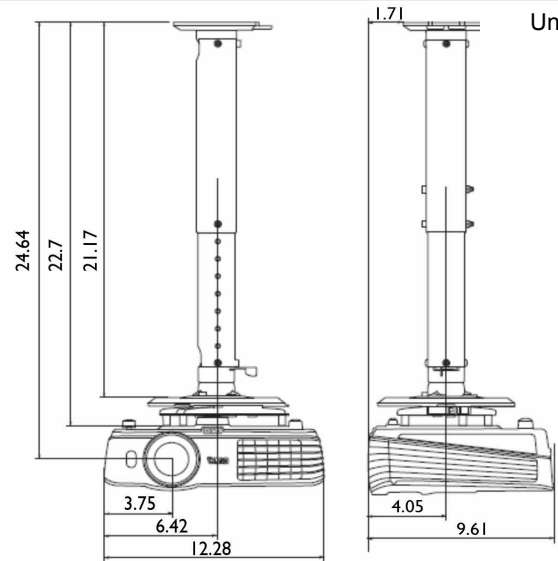
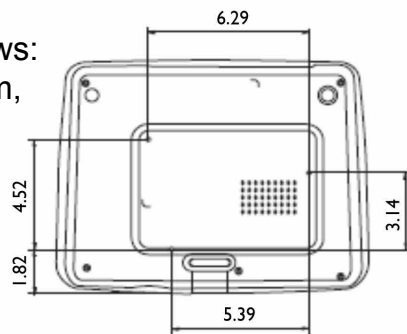


The screen aspect ratio is 16:9 and the projected picture is 16:9

Screen Dimensions				Projection Distance <D> (inch)			Lowest/Highest lens position <E> (inch)
Diagonal <A>		Height (inch)	Width <C> (inch)	Min Distance (with max zoom)	Average	Max distance (with min zoom)	
Inch	mm						
40	1016	19.6	34.8	39.8	45.8	51.8	.98
50	1270	24.5	43.5	49.8	57.3	64.8	1.2
60	1524	29.4	52.2	59.8	68.7	77.7	1.4
70	1778	34.3	61.0	69.7	80.2	90.7	1.7
80	2032	39.2	69.7	79.7	91.6	103.6	1.9
90	2286	44.1	78.4	89.6	103.1	116.6	2.2
100	2540	49.0	87.1	99.6	114.6	129.5	2.4
110	2794	53.9	95.8	109.6	126.1	142.5	2.6
120	3048	58.8	104.6	119.6	137.5	155.4	2.9
130	3302	63.7	113.3	129.5	149.0	168.4	3.1
140	3556	68.6	122.0	139.5	160.4	181.4	3.4
150	3810	73.5	130.7	149.4	171.9	194.3	3.6
160	4064	78.4	139.4	159.4	183.3	207.3	3.9
170	4318	83.3	148.1	169.4	194.8	220.2	4.2
180	4572	88.2	156.8	179.4	206.3	233.2	4.4
190	4826	93.1	165.5	189.3	217.7	246.1	4.6
200	5080	98.0	174.3	199.3	229.2	259.1	4.9
235	5969	115.1	204.8	234.2	269.3	304.4	5.7

Ceiling Mount Chart

Ceiling Mount Screws:
M4 (Max. L = 25 mm,
Min. L = 20 mm)



Units: inch

Dimensions

Units: inch

