

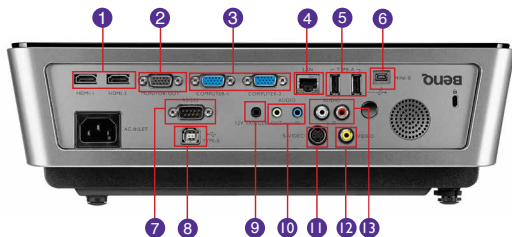


## Features

- Native WXGA (1280x800) Resolution
- 5,000 ANSI Lumens, 7,500:1 High Contrast Ratio
- SmartEco™ Power Saving Technology
- Full 3D Ready and nVidia 3DTV Play
- Big Zoom Ratio: 1.5x, Corner and Surface Fit
- 2D Keystone, USB Reader & Display
- Full LAN Control & Display
- Wireless Display



## Input and Output Terminals



- |                                   |                               |
|-----------------------------------|-------------------------------|
| 1 HDMI x 2                        | 8 USB (Type B)                |
| 2 Monitor Out (D-sub 15pin)       | 9 DC 12V Trigger              |
| 3 Computer in 1 & 2 (D-sub 15pin) | 10 Audio in/Out (Mini Jack)   |
| 4 LAN                             | 11 S-Video In (Mini DIN 4pin) |
| 5 USB (Type A) x 2                | 12 Composite Video in (RCA)   |
| 6 USB (Type Mini B)               | 13 Audio In L & R (RCA)       |
| 7 RS232 (DB-9pin)                 |                               |



## Specifications

Projection System	DLP®
Native Resolution	WXGA(1280x800)
Brightness	5000 ANSI Lumen
Contrast Ratio	7500:1
Display Color	1.07 Billion Colors
Lens	F=2.42~2.97, f=20.7~31.05mm
Aspect Ratio	Native 16:10 (5 aspect ratio selectable)
Throw Ratio	1.447~2.17
Image Size (Diagonal)	26"~300"
Zoom Ratio	1.5x
Lamp Type	350W
Lamp (Normal/Economic Mode/SmartEco Mode)*	1500/3000/3800 hours
Keystone Adjustment	2D, V +/- 30 degree, H +/- 25 degree
Projection Offset	Vertical: 123%±5%
Resolution Support	VGA(640 x 480) to WUXGA_RB(1920 x 1200) *RB = Reduced blanking
Horizontal Frequency	15K~102KHz
Vertical Scan Rate	23~120Hz
Compatibility	HDTV Compatibility: 480i, 480p, 576i, 576p, 720p, 1080i, 1080p Video Compatibility: NTSC, PAL, SECAM, 3D Compatibility: Frame Sequential: Up to 60Hz 720p Frame Packing: Up to 24 Hz 1080p Side by Side: Up to 24Hz 1080p Top Bottom: Up to 60Hz 1080p
Interface	Computer in (D-sub 15pin) x 2 HDMI x 2 Monitor out x 1 Composite Video in (RCA) x 1 S-Video in x 1 Audio in (Mini Jack) x 1 Audio in (L/R) x 1 Audio out (Mini Jack) x 1 Speaker 5W x 1 LAN(RJ-45) x 1 USB (Type A) x 2 USB (Type B) x 1 USB (Type mini B) x 1 DC 12V Trigger (3.5mm Jack) x 1 RS232 (DB-9pin) x 1 IR Receiver x 2 (Front + Rear)
Dimensions (WxHxD)	14.1" x 4.7" x 10.2"
Weight	8.14 lbs (3.7 Kg)
Power Supply	AC100 to 240V, 3.8A, 50 to 60 Hz
Power Consumption	410W(Normal), 340W(Eco), Standby<0.5W
Audible Noise	42/35 dBA (Normal/Economic mode)
Languages	Arabic/Bulgarian/ Croatian/ Czech/ Danish/ Dutch/ English/ Finnish/ French/ German/ Greek/ Hindi/ Hungarian/ Italian/ Indonesian/ Japanese/ Korean/ Norwegian/ Polish/ Portuguese/ Romanian/ Russian/ Simplified Chinese/Spanish/ Swedish/ Turkish/ Thai/ Traditional Chinese (28 Languages)
Picture Mode	Dynamic/Presentation/sRGB/Cinema/(3D)/User 1/User 2
Accessories (Standard)	Remote Control w/ Battery, Power Cord, User Manual CD, QSG, Warranty Card, VGA Cable, Lens Cover, Carry Bag
Accessories (Optional)	Spare Lamp Kit P/N: 5J.J8805.001 Wireless Dongle (WDR8192) P/N: 5J.J3F28.A01 Ceiling Mount Kit P/N: 5J.J4N10.001 3D goggles P/N: 5J.J7L25.001
UPC / Part #	8400460-2891-6 / 9H.JA777.26A
Limited Warranty	3 Years Parts/Labor; 1 Year or 2000 hours of lamp life.

\*Lamp life results will vary depending on environmental conditions and usage. Actual product's features and specifications are subject to change without notice.

SW916 06-16-14-BQus



BenQ America Corp.  
www.BenQ.us

BenQ is a registered trademark of BenQ Corp. DLP® is a registered trademark of Texas Instruments. All rights reserved. Product names, logos, brands, and other trademarks featured or referred to in this materials are the property of their respective trademark holders. Specifications subject to change without notice.

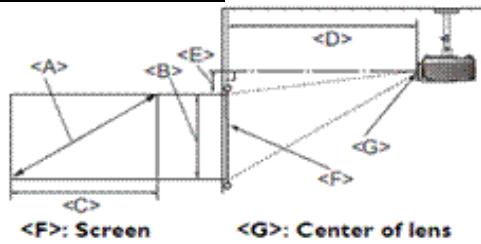


Because it matters

# SW916 Digital Projector

## Distance Chart

### Ceiling Installation



### Floor Installation

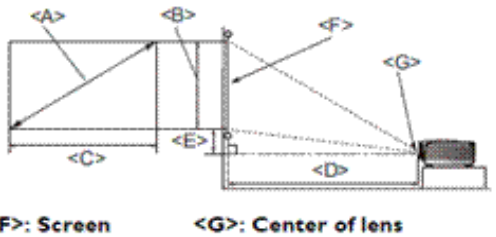
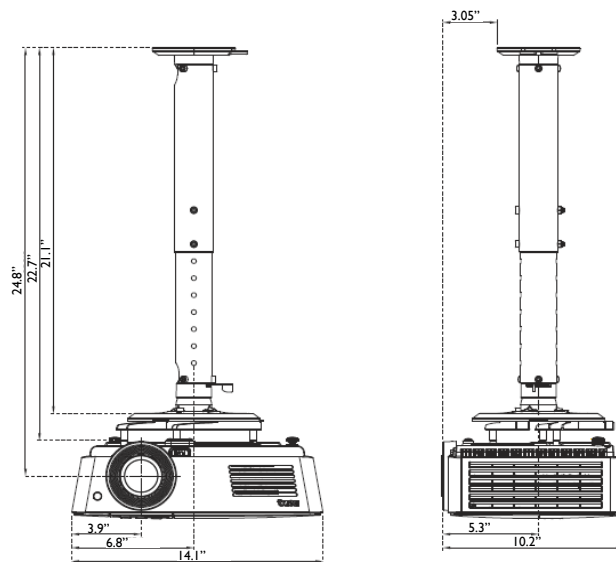


Image Size				Distance (inch)			Offset (inch) A (inch) @ Wide mode
Diagonal		Width (inch)	Height (inch)	Min distance	Average	Max distance	
Inch	mm						
50	1270	42	26	62.2	77.6	93.0	
60	1524	50	32	74.6	93.1	111.6	
70	1778	60	37	87.1	108.7	130.2	
80	2032	68	42	99.6	124.2	148.8	
90	2286	76	48	112.0	139.7	167.4	
100	2540	85	53	124.4	155.2	186.1	
110	2794	93	58	136.9	170.8	204.6	
120	3048	101	63	149.3	186.3	223.3	
130	3302	110	68	161.8	201.8	241.9	
140	3556	118	74	174.2	217.4	260.5	
150	3810	127	79	186.7	232.9	279.1	
160	4064	136	84	199.1	248.4	297.7	
170	4318	144	90	211.6	263.9	316.3	
180	4572	153	95	224.1	279.5	334.9	
190	4826	161	101	236.4	295.0	353.5	
200	5080	170	106	248.9	310.5	372.2	
250	6350	212	132	311.2	388.2	465.2	
300	7620	254	159	373.4	465.8	558.2	

## Ceiling Mount Chart

Units: inch



## Dimensions

Units: inch

