

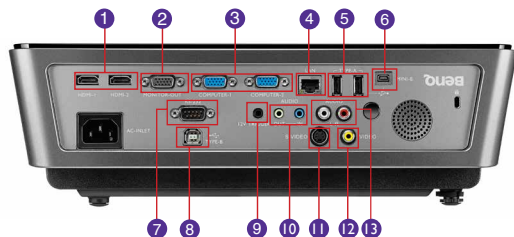


Features

- Native 1080p (1920 x 1080) Resolution
- 4,000 ANSI Lumens, 11,000:1 High Contrast Ratio
- SmartEco™ Power Saving Technology
- Full 3D Ready and nVidia 3DTV Play
- Big Zoom Ratio: 1.5x
- Full LAN Control & Display
- USB Reader & Display & Wireless Display



Input and Output Terminals



- | | |
|-----------------------------------|-------------------------------|
| 1 HDMI x 2 | 8 USB (Type B) |
| 2 Monitor Out (D-sub 15pin) | 9 DC 12V Trigger |
| 3 Computer in 1 & 2 (D-sub 15pin) | 10 Audio in/Out (Mini Jack) |
| 4 LAN | 11 S-Video In (Mini DIN 4pin) |
| 5 USB (Type A) x 2 | 12 Composite Video in (RCA) |
| 6 USB (Type Mini B) | 13 Audio In L & R (RCA) |
| 7 RS232 (DB-9pin) | |



Specifications

Projection System	DLP®
Native Resolution	1080p (1920 x 1080)
Brightness	4,000 ANSI Lumen
Contrast Ratio	11,000:1
Display Color	1.07 Billion Colors
Lens	F=2.42~2.97, f=20.7~31.05mm
Aspect Ratio	Native 16:9 (5 aspect ratio selectable)
Throw Ratio	1.398 ~2.09
Image Size (Diagonal)	26" ~ 300"
Zoom Ratio	1.5x
Lamp Type	310W
Lamp (Normal/Economic Mode)*	2500/3000/3500 hours
Keystone Adjustment	1D, Vertical +/- 30 degrees
Projection Offset	Vertical: 130% ±5%
Resolution Support	VGA(640 x 480) to WUXGA_RB(1920 x 1200) *RB = Reduced blanking
Horizontal Frequency	15K-102KHz
Vertical Scan Rate	23-120Hz
Compatibility	HDTV Compatibility: 480i, 480p, 576i, 576p, 720p, 1080i, 1080p Video Compatibility: NTSC, PAL, SECAM, 3D Compatibility: Frame Sequential: Up to 480i Frame Packing: Up to 24 Hz 1080p Side by Side: Up to 60Hz 1080i Top Bottom: Up to 24Hz 1080p
Interface	Computer in (D-sub 15pin) x 2 HDMI x 2 Monitor out x 1 Composite Video in (RCA) x 1 S-Video in x 1 Audio in (Mini Jack) x 1 Audio in (L/R) x 1 Audio out (Mini Jack) x 1 Speaker 5W x 1 LAN(RJ-45) x 1 USB (Type A) x 2 USB (Type B) x 1 USB (Type mini B) x 1 DC 12V Trigger (3.5mm Jack) x 1 RS232 (DB-9pin) x 1 IR Receiver x 2 (Front + Rear)
Dimensions (WxHxD)	14.1" x 4.7" x 10.2"
Weight	8.14 lbs (3.7 Kg)
Power Supply	AC100 to 240V, 3.8A, 50 to 60 Hz
Power Consumption	370W(Normal), 300W(Eco), Standby<0.5W
Audible Noise	38/33 dBA (Normal/Economic mode)
Languages	Arabic/Bulgarian/ Croatian/ Czech/ Danish/ Dutch/ English/ Finnish/ French/ German/ Greek/ Hindi/ Hungarian/ Italian/ Indonesian/ Japanese/ Korean/ Norwegian/ Polish/ Portuguese/ Romanian/ Russian/ Simplified Chinese/Spanish/ Swedish/ Turkish/ Thai/ Traditional Chinese (28 Languages)
Picture Mode	Dynamic/Presentation/sRGB/Cinema/(3D)/User 1/User 2
Accessories (Standard)	Remote Control w/ Battery, Power Cord, User Manual CD, QSG, Warranty Card, VGA Cable, Lens Cover, Carry Bag
Accessories (Optional)	Spare Lamp Kit P/N: 5J.J8805.001 Wireless Dongle (WDRT8192) P/N: 5J.J3F28.A01 Ceiling Mount Kit P/N: 5J.J4N10.001
UPC / Part #	8400460-2888-6 / 9H.JA677.25A
Limited Warranty	3 Years Parts/Labor; 1 Year or 2000 hours of lamp life.

*Lamp life results will vary depending on environmental conditions and usage. Actual product's features and specifications are subject to change without notice.

SH915 06-16-14-BQus



BenQ America Corp.
www.BenQ.us

BenQ is a registered trademark of BenQ Corp. DLP is a registered trademark of Texas Instruments. All rights reserved. Product names, logos, brands, and other trademarks featured or referred to in this materials are the property of their respective trademark holders. Specifications subject to change without notice.

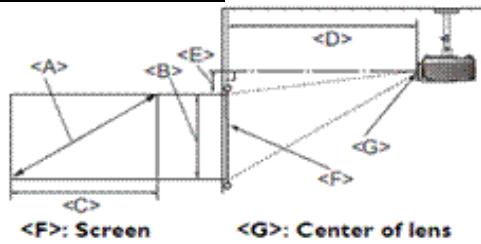


Because it matters

SH915 Digital Projector

Distance Chart

Ceiling Installation



Floor Installation

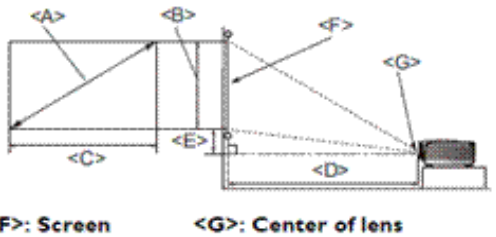
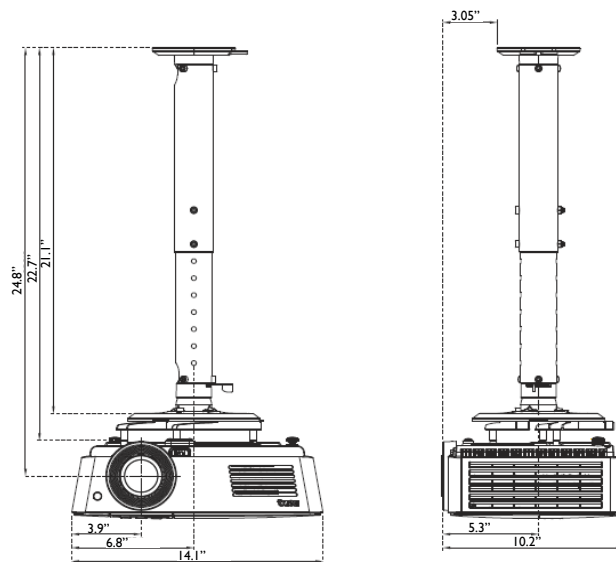


Image Size				Distance (inch)			Offset (inch) A (inch) @ Wide mode
Diagonal		Width (inch)	Height (inch)	Min distance	Average	Max distance	
Inch	mm						
50	1270	44	24	60.9	75.9	91.0	
60	1524	52	30	73.1	91.2	109.3	
70	1778	61	34	85.2	106.4	127.5	
80	2032	70	40	97.5	121.6	145.7	
90	2286	78	44	109.6	136.8	163.9	
100	2540	87	49	121.8	152.0	182.1	
110	2794	96	54	134.0	167.2	200.3	
120	3048	104	58	146.2	182.4	218.5	
130	3302	113	63	158.4	197.6	236.8	
140	3556	122	68	170.5	212.7	255.0	
150	3810	130	74	182.7	227.9	273.2	
160	4064	139	78	194.9	243.1	291.4	
170	4318	148	83	207.1	258.3	309.6	
180	4572	156	88	219.3	273.6	327.8	
190	4826	165	93	231.4	288.8	346.1	
200	5080	174	98	243.7	304.0	364.3	
250	6350	218	122	304.6	380.0	455.4	
300	7620	261	147	365.5	456.0	546.4	

Ceiling Mount Chart

Units: inch



Dimensions

Units: inch

