

DIGITAL
PROJECTOR

MH680




Features

- Full HD (1920x1080) Resolution
- 3,000 ANSI Lumens; 10,000:1 Contrast Ratio
- Wireless display/USB display/USB reader functions
- SmartEco™ Power Saving Technology
- 3D PC & Blu-Ray Ready



Input and Output Terminals



- | | |
|------------------------------|----------------------------|
| 1 RS232 (DB-9pin) | 7 S-Video (Mini DIN 4-pin) |
| 2 USB (Type A) | 8 Composite Video in (RCA) |
| 3 USB (Type Mini-B) | 9 Audio L/R In (RCA) |
| 4 HDMI | 10 Audio In (Mini Jack) |
| 5 Monitor Out (D-sub 15pin) | 11 Audio Out (Mini Jack) |
| 6 Computer I/2 (D-sub 15pin) | |

Specifications

Projection System	DLP®
Native Resolution	Full HD (1920x1080)
Brightness	3,000AL
Contrast Ratio	10,000:1
Display Color	1.07 Billion Colors
Lens	F=2.59-2.87 f=16.88-21.88 mm
Aspect Ratio	Native 16:9 (5 aspect ratio selectable)
Throw Ratio	1.15~1.5(78.3"±3% @ 2m)
Image Size Diagonal	46"~300"
Zoom Ratio	1.3: 1
Lamp Type	210W
Lamp(Normal/Economic/SmartEco)™	4000/5000/6500 hours
Keystone Adjustment	1D, Vertical +/- 40 degrees
Projection Offset	110% ±5%
Resolution Support	VGA(640 x 480) to WUXGA_RB (1920 x 1200) *RB = Reduced Blanking
Horizontal Frequency	15~102KHz
Vertical Scan Rate	23~120Hz
Compatibility	HDTV Compatibility: 480i, 480p, 576i, 576p, 720p, 1080i, 1080p Video Compatibility: NTSC, PAL, SECAM 3D Compatibility: Frame Sequential: Up to 720p Frame Packing: Up to 1080p Side by Side: Up to 1080i/p Top Bottom: Up to 1080p
Interface	Computer in (D-sub 15pin) x 2(Share with component) Monitor out (D-sub 15pin) x 1 Composite Video in (RCA) x 1 S-Video in (Mini DIN 4pin) x 1 HDMI x 1 Audio in (Mini Jack) x 1 Audio out (Mini Jack) x 1 Audio L/R in (RCA) x 1 Speaker 10W x 1 USB (Type A) x 1 (USB Reader & Wireless Display <AP mode>) USB (Type Mini B) x 1 RS232 (DB-9pin) x 1
Dimensions (WxHxD)	12.27" x 4.1 x 9.6" (w/ feet)
Weight	6.17 lbs (2.8 kg)
Power Supply	AC100 to 240 V, 50 to 60 Hz
Power Consumption	270W(Normal), 220W (Eco), Standby<0.5W"
Audible Noise	33/28 dBA (Normal/Economic mode)
On-Screen Display Languages	Arabic/Bulgarian/ Croatian/ Czech/ Danish/ Dutch/ English/ Finnish/ French/ German/ Greek/ Hindi/ Hungarian/ Italian/ Indonesian/ Japanese/ Korean/ Norwegian/ Polish/ Portuguese/ Romanian/ Russian/ Simplified Chinese/Spanish/ Swedish/ Turkish/ Thai/ Traditional Chinese (28 Languages)
Picture Mode	Dynamic/Presentation/sRGB/Cinema/User 1/User 2
Accessories (Standard)	Lens Cover, Remote Control w/ Battery, Power Cord, User Manual CD Quick Start Guide, Warranty Card, VGA(D-sub 15pin) Cable, Carry Bag
Accessories (Optional)	Spare Lamp Kit P/N: 5J.JAH05.001 Ceiling Mount P/N: 5J.J4N10.001 3D Glasses P/N: 5J.J7L25.002 Wireless Transceiver (WDRT8192) P/N: 5J.J3F28.A01
UPC Code / Part #	8400460-2576-2 / 9H.JAH77.14A
Limited Warranty	1 Year Parts & Labor / 1 Year or 2000 Hours of Lamp Life

*Lamp life results will vary depending on environmental conditions and usage. Actual product's features and specifications are subject to change without notice.



MH680 11-12-14-BQus



BenQ America Corp.
www.BenQ.us

BenQ is a registered trademark of BenQ Corp. DLP® is a registered trademark of Texas Instruments. All rights reserved. Product names, logos, brands, and other trademarks featured or referred to in this material are the property of their respective trademark holders. Specifications subject to change without notice.



Because it matters

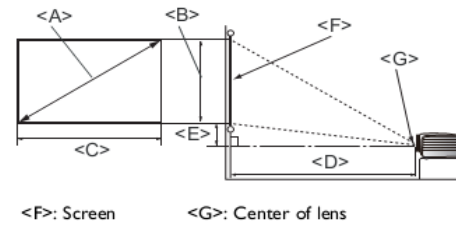
MH680 Digital Projector

Distance Chart

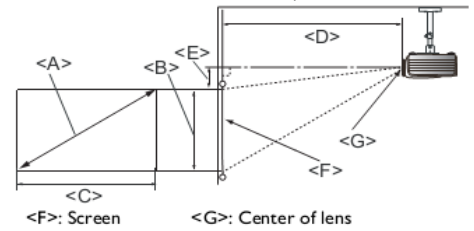
Installation for a 16:9 ratio screen

Screen Dimensions				Projection Distance <D> (inch)			Lowest / Highest lens position <E> (mm)
Diagonal <A>	Height 	Width <C>		Min distance (Max zoom)	Average	Max distance (Max zoom)	
Inch	mm	(inch)	(inch)				
40	1016	20	34	39.8	45.8	51.8	.98
50	1270	24	44	49.8	57.3	64.8	1.2
60	1524	30	52	59.8	68.7	77.7	1.4
70	1778	34	61	69.7	80.2	90.7	1.7
80	2032	40	70	79.7	91.6	103.6	1.9
90	2086	44	78	89.6	103.1	116.6	2.2
100	2540	50	87	99.6	114.6	127.6	2.4
110	2794	54	96	109.6	126.1	142.5	2.6
120	3048	58	104	119.6	137.5	155.4	2.9
130	3302	64	113	129.5	149.0	168.4	3.1
140	3556	68	122	139.5	160.4	181.4	3.4
150	3810	74	130	149.4	171.9	194.3	3.6
160	4064	78	140	159.4	183.3	207.3	3.9
170	4318	84	148	169.4	194.8	220.2	4.1
180	4572	88	156	179.4	206.3	233.2	4.4
190	4826	94	165	189.3	217.7	246.1	4.6
200	5080	98	174	199.3	229.2	259.1	4.9
235	5969	115	204	234.2	269.3	304.4	5.7

Floor Installation

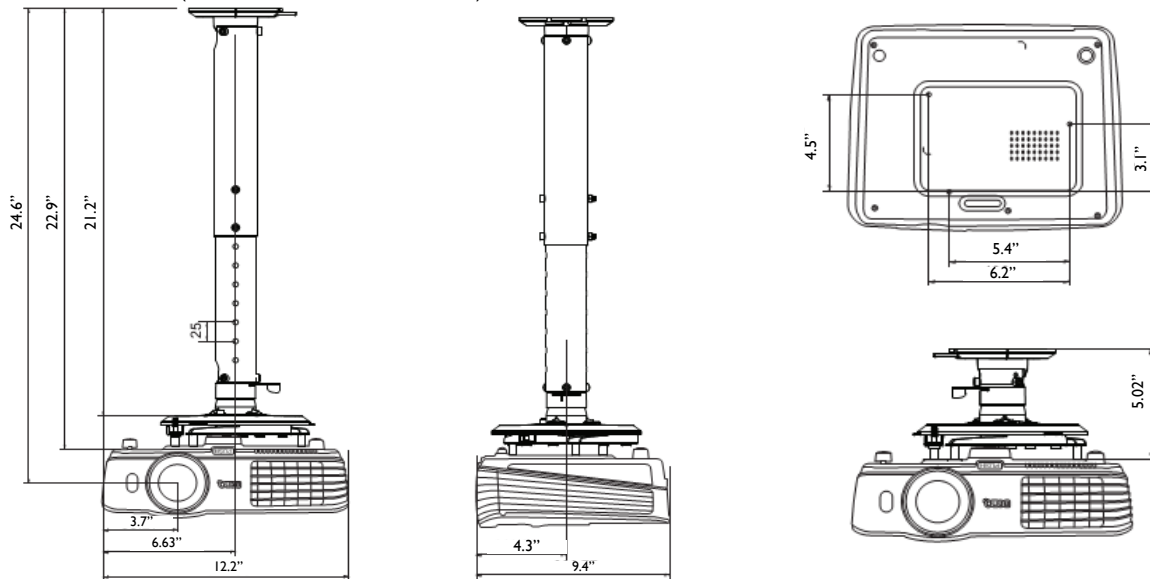


Ceiling Installation



Ceiling Mount Chart

Ceiling Mount screw: M4 (Max L=25 mm; Min L = 20 mm)



Units: inch

Dimensions

