

DIGITAL  
PROJECTOR

# SH910

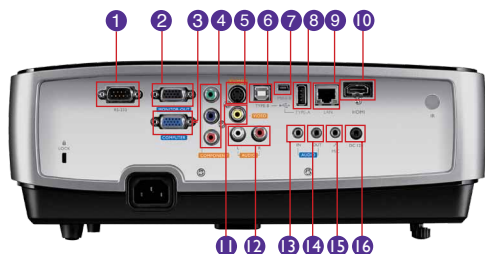


## Features

- Native 1080P (1920x1080) Resolution
- 4000 ANSI Lumens; 3000:1 Contrast Ratio
- LAN Control/Display; USB Reader/Display
- 1.5x Big Zoom; Wireless Display (optional)
- 20W Speaker; SRS WOW HD™; Mic Input



## Input and Output Terminals



- |                              |                              |
|------------------------------|------------------------------|
| 1 RS232 (DB-9pin)            | 9 LAN (RJ45)                 |
| 2 Monitor Out (D-sub 15pin)  | 10 HDMI V1.3                 |
| 3 Computer 1n (D-sub 15pin)  | 11 Composite Video (RCA)     |
| 4 Component Video in (RCA)   | 12 Audio L/R In (RCA)        |
| 5 S-Video in (Mini DIN 4pin) | 13 Audio In (Mini Jack)      |
| 6 USB (Type B)               | 14 Audio Out (Mini Jack)     |
| 7 USB (Type Mini B)          | 15 Microphone In (Mini Jack) |
| 8 USB (Type A)               | 16 DC 12V Trigger            |

## Specifications

Projection System	DLP®
Native Resolution	1080P(1920 x 1080)
Brightness	4000 ANSI Lumens
Contrast Ratio	3000:1
Display Color	1.07 Billion Colors
Lens	F=2.41-2.91, f=20.72-31mm
Aspect Ratio	Native 16:9 (5 aspect ratio selectable)
Throw Ratio	1.4-2.1 (65" @ 6.65 ft)
Image Size Diagonal	24" ~ 300"
Zoom Ratio	1.5:1
Lamp Type	OSRAM 280W
Lamp Life (Normal/Eco Mode)	2000/3000 hours
Keystone Adjustment	Manual Vertical +/- 20 degrees
Projection Offset	167%±5%
Resolution Support	VGA (640x480) to WUXGA (1920x1200)
Horizontal Frequency	31-90 kHz
Vertical Scan Rate	48-85 Hz
Compatibility	HDTV Compatibility: 480i, 480p, 576i, 576p, 720p, 1080i, 1080p Video Compatibility: NTSC, PAL, SECAM
Interface	Computer In (D-Sub 15pin) x1 (shared with Component) Monitor Out (D-Sub 15 pin) x1 HDMI V1.3 x1 Composite Video In (RCA) x1 S-Video In (Mini DIN 4pin) x1 Component Video in (RCA) x1 Audio In (Mini Jack) x1 Audio L/R in (RCA) x1 Audio Out (Mini Jack) x1 Microphone in (Mini Jack) x1 Speaker 10W x2 LAN (RJ-45) x1 (LAN Control & LAN Display) USB (Type A) x1 (USB Reader & Keyboard/Mouse & Wireless Dongle) USB (Type B) x1 (Download & Page up/down) USB (Type Mini-B) x1 (USB Display) RS232 (DB-9Pin) x1 DC 12V Trigger (3.5mm Jack) x1
Dimensions (WxHxD)	13.35" x 5.46" x 10.26" (339 x 139 x 260)
Weight	7.9 lbs (3.6 kgs)
Power Supply	AC 100 to 240 V, 50/60 Hz
Power Consumption	340W (Typical), Standby <0.5W
Audible Noise	31/26 dBA (Normal/Eco)
On-Screen Display Languages	English/ France/ Germany/ Italian/ Spanish/ Russian/ Traditional Chinese/ Simplified Chinese/ Japanese/ Korean/ Swedish/ Dutch/ Turkish/ Czech/ Portuguese/ Thai/ Polish/ Hungarian/ Croatian/ Romanian/ Norwegian/ Danish/ Bulgaria/ Finnish/ Indonesian/ Greek/ Hindi/ Arabic (28 Languages)
Picture Mode	Dynamic/Presentation/sRGB/Cinema/User 1/User 2
Accessories (Standard)	Remote Control w/ Battery, Power Cord, User Manual CD, Quick Start Guide, Warranty Card, VGA (D-sub 15 pin) Cable
Accessories (Optional)	Spare Lamp Kit P/N: 5J.J4J05.001 Wireless USB Dongle P/N: 5J.J0614.A21 Ceiling Mount P/N: 5J.J2K01.001 Carry Case P/N: 5J.J2V09.001

\*Lamp life results will vary depending on environmental conditions and usage.

SH910 10-23-12-US



BenQ America Corp.

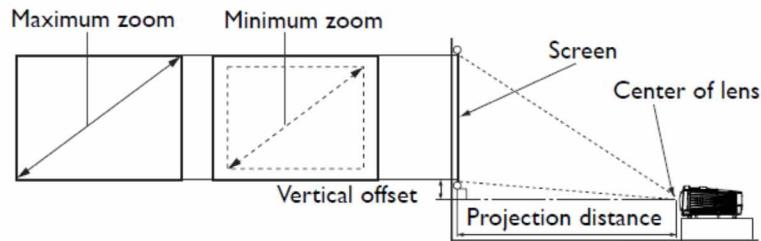
15375 Barranca Parkway, Suite A-205, Irvine, CA 92618 Tel: (949) 255-9500 www.BenQ.us

BenQ is a registered trademark of BenQ Corp. DLP® is a registered trademark of Texas Instruments. All rights reserved.  
Product names, logos, brands, and other trademarks featured or referred to in this materials are the property of their respective trademark holders.  
Specifications subject to change without notice.



# SH910 Digital Projector

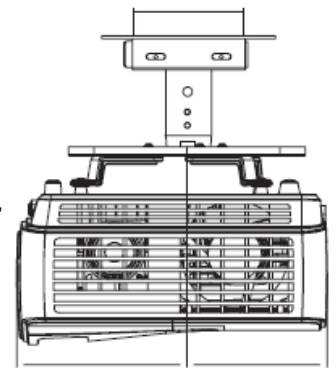
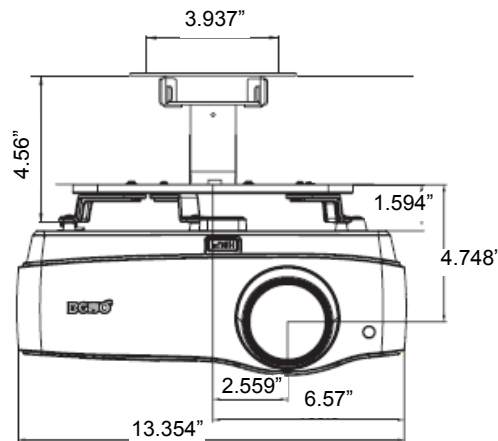
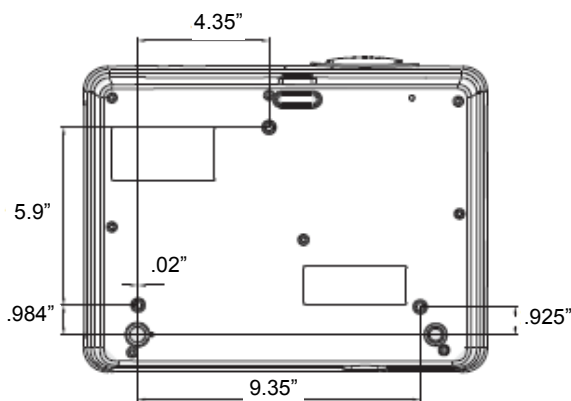
## Distance Chart



Screen size				Distance from screen (mm)			Vertical offset (mm)
Diagonal		W	H	Min length	Average	Max length	
Inch	mm	(mm)	(mm)	(max. zoom)		(min. zoom)	
30	762	664	374	890	1140	1390	128
40	1016	886	498	1210	1540	1870	171
50	1270	1107	623	1520	1935	2350	214
60	1524	1328	747	1830	2330	2830	256
80	2032	1771	996	2460	3125	3790	342
100	2540	2214	1245	3090	3920	4750	427
120	3048	2657	1494	3720	4710	5700	513
150	3810	3321	1868	4660	5900	7140	641
200	5080	4428	2491	6240	7890	9540	854
220	5588	4870	2740	6870	8685	10500	940
250	6350	5535	3113	7810	9875	11940	1068
300	7620	6641	3736	9380	11855	14330	1282

## Ceiling Mount Chart

units: inch



## Dimensions

units: inch

