



Model Name SV500 Value Digital Signage

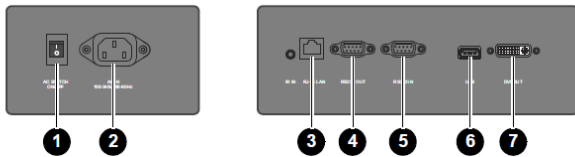
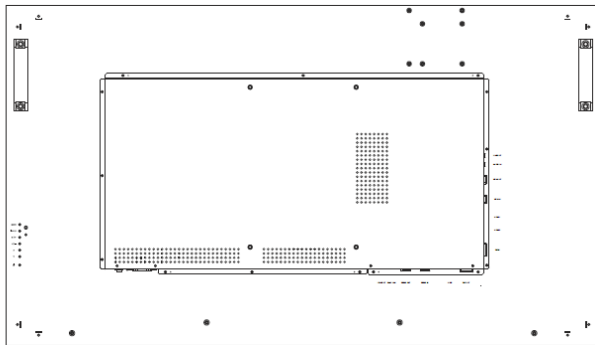
Unique selling point

- * Narrow Bezel design (each bezel 10.4mm)
- * VGA and DVI daisy chain both 2x2
- * MDA software for multiple display control remotely
- * Landscap & Portrait orientation mode support
- * USB play back function

Panel	Screen Diagonal	50"	
	Backlight	LED	
	Resolution	FHD 1920 x 1080 (pixels)	
	Aspect Ratio	16 : 9	
	Brightness	400 nits	
	Contrast Ratio	3000:1	
	Viewing Angle	178 degree (H) / 178 degree (V)	
	Color gamut (x% NTSC)	72%	
	Frame Rate	60Hz	
	Response Time	6.5ms	
	Panel bit	8 bit	
	Light life	30,000 hrs (typ.)	
	Orientation	Landscape / Portrait	
Interface	Input/Output	Power (AC) In/ Out	x 1/ NA
		Audio line-in	x 1
		Composite video In/ Out (BNC)	NA
		Composite audio In/ Out (RCA)	NA
		Component video (RCA)	NA
		External Speaker Out (L/R)	NA
		D-sub In/ Out	x 1/ x1
		HDMI (Type A)	x 2
		DVI-D In/ Out	x 1/ x1
		DisplayPort Input	NA
		RJ45	x 1
		RS232 In/ Out	x 1/ x1
		USB	x 1
	Others	AC power switch	x 1
Mechanical	Dimensions(W x H x D)	1123*643*110.5mm	
	Bezel Width (T/B/L/R)	10.4/10.4/10.4/10.4 mm	
	Weight (without packing / with packing)	21/26 kg	
Power	Power supply	100 V ~ 240 V, 50 Hz / 60 Hz	
	Power consumption	<200W, 180W (Typ.)	
OSD	On-Screen Display Languages	EN/FR/ES/SC/TC (5 Languages)	
Software	Color Calibration	NA	
	Multiple Display Control (MDA)	Supported OS: 1. Windows XP 32 bit 2. Windows Vista 32/64 bit SP2 3. Windows 7 32/64 bit	
Accessories	Standard	Remote Control w/ Battery	x 1
		Power Cord (by region)	x 1
		Quick Start Guide	x 1
		IR Extender Cables	x 1
		VGA(D-sub 15pin) Cable	x 1
		RS232 Cable	x 1
	Optional	Stand	NA
		Edge Finishing Kits	NA
		i1 Display PRO color meter (for Color Calibration SW)	NA

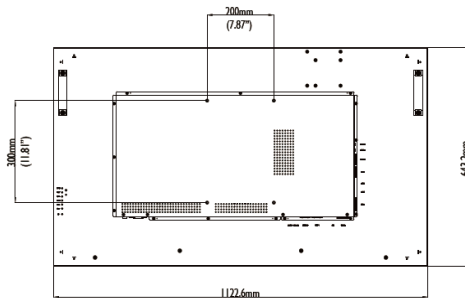
SV500 Value Digital Signage

Input/output terminals



No.	Name	Description
1	AC SWITCH ON/OFF	Turns on or off the main power.
2	AC IN	Connects to a power outlet via the supplied power cord.
3	RJ-45	Connects to the RJ-45 port on your Ethernet or router.
4	RS232 OUT	Outputs control signals from the RS232C IN input to another display for external control and multi-display operation.
5	RS232 IN	Receives control signals from a computer or another display.
6	USB	Connects to a USB flash drive for multimedia playback or software update.
7	DVI-OUT	Outputs DVI signals to another display.
8	DVI-IN	Receives DVI signals from an external device (such as a computer).
9	HDMI 2	Receives HDMI signals from an external device (such as a Blu-ray disc player).
10	HDMI 1	Receives HDMI signals from an external device (such as a Blu-ray disc player).
11	VGA IN	Receives analog RGB signals from an external device (such as a computer).
12	VGA OUT	Outputs analog RGB signals from the VGA IN input to another display.
13	AUDIO IN	Receives audio signals from an external device (such as a computer).
14	LINE OUT	Outputs audio signals to an external device.

Wallmount



*Screw type: M6

Dimension

