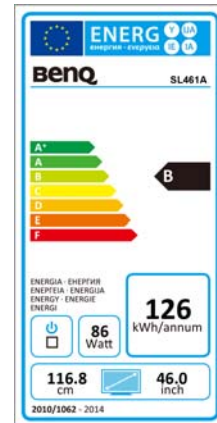


Data sheet

BenQ SL461A

Large Format Display

- Full HD 1920 x 1080
- Ambient light Sensor
- OPS Slot
- DVI daisy chain



HDMI
VA LED

Panel

Model : SL461A
Art. No. / EAN Code : 9H.F08PT.NA2 / 471 8755 04633 9
Typ : 116.84 cm / 46" Wide TFT Panel
Native resolution : 1920 x 1080 Full HD 1080p / 16:9
Panel : 10 Bit (8bit+FRC)
Pixel pitch : 0.53 mm
Max. Colors : 1.07 Mrd.
Backlight : edge LED
Viewing angle H / V : 178° / 178°
Contrast (static) : 4.000:1
Brightness : 500 cd/m²
Response time : 6,5 ms

Connection

Input : Line in (3,5mm), Power AC, HDMI, DVI-D, VGA, DP, RS232, Component Video YPbPr (RCA), Composite Video (BNC), Composite Audio (RCA), RJ45, OPS Einschub
Output : Power AC, Speaker L/R, VGA, DVI-D, RS232, Composite Video (BNC), Composite Audio (RCA)

Control at backside : On/Off - Switch, 6 OSD buttons, Standby button
Functions : Image Setting, Source / Volume Control, VGA / DVI Daisy Chain, RS232 Control Daisy Chain, ID Setting, Sharpness Enhancement, Proof of Image Retention, Diming Control (Adaptive Contrast), Picture in Picture (PIP), Picture by Picture, DVI-D-HDCP, HDMI-HDCP, De-Interlacing / Comp Filter, 10-bit Color Processing, Build-in Video Wall support, Scheduling, Ambient light sensor, Total Turn-On time, Diagnostic DC (12V/5V), Internal Temperature Sensor, CEC Control

Extra

Speaker : 12W x 2

Mounting : 400 x 400 / 400 x 200 / 200 x 200 mm

Operating time hour/day : 24/7

Energy

Power supply : Internal

Voltage for operation : 100 ~ 240 VAC ; 50 / 60 Hz

Power consumption max. / typ. : < 245 W / 132 W

(Sleep mode) : < 0.5 W

Certification

Safety : CE

Environment

Operation : + 0 ~ +40°C ; 20 ~ 90% air-humidity

Storage : -20 ~ +60°C ; 10 ~ 90% air-humidity

Characteristic

Weight net. : 22 kg

Housing color : black

Bezel width : 15.8 mm (left / top) ; 15,8 mm (right / bottom)

Dimension (W x H x D) : 1053 x 607 x 69 mm

Accessories : Quick guide, CD-Manual, Remote incl. Batteries, Power- and VGA cable

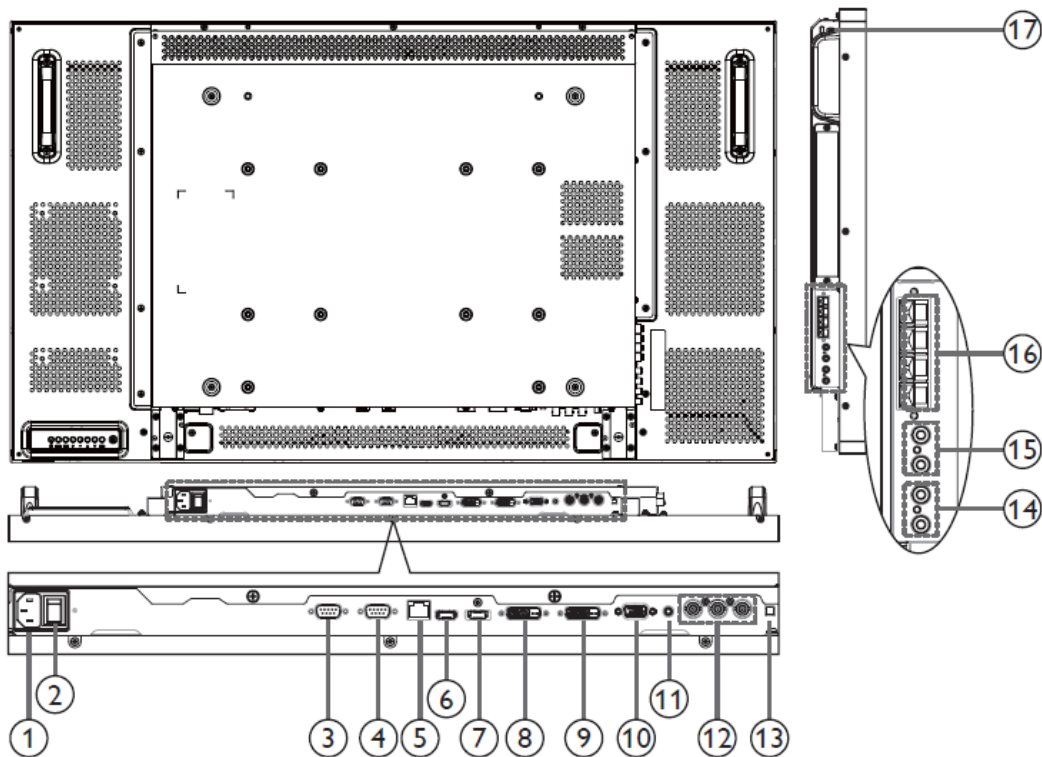
Optional Accessories : Stand

Warranty term : 3 years on site exchange



Data sheet

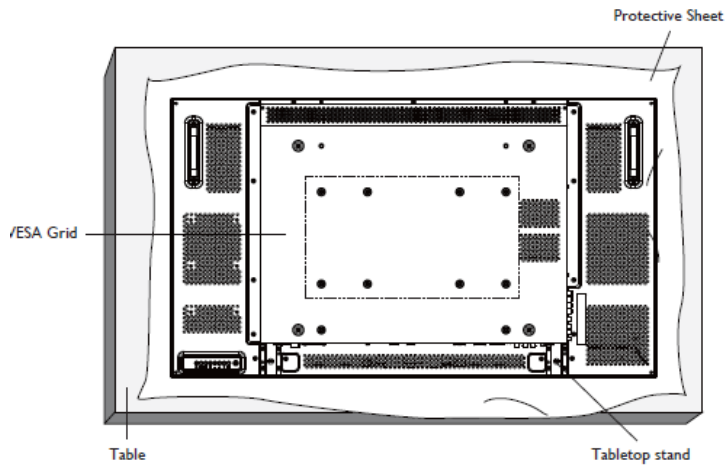
Input/output terminals



- ① **AC IN**
AC power input from the wall outlet.
- ② **MAIN POWER SWITCH**
Switch the main power on/off.
- ③ **RS232C OUT**
RS232C network output for the loop-through function.
- ④ **RS232C IN**
RS232C network input for the loop-through function.
- ⑤ **RJ-45**
LAN port connection from your OPS device.
- ⑥ **HDMI IN**
HDMI video/audio input.
- ⑦ **DisplayPort**
DisplayPort video input.
- ⑧ **DVI IN**
DVI-D video input.
- ⑨ **DVI OUT / VGA OUT**
DVI or VGA video output.
- ⑩ **VGA IN (D-Sub)**
VGA video input.
- ⑪ **VGA AUDIO IN**
Audio input for VGA source (3.5mm stereo phone).
- ⑫ **COMPONENT IN (BNC)**
Component YPbPr video source input.
- ⑬ **SPEAKER SWITCH**
Internal speaker on/off switch.
- ⑭ **AUDIO IN**
Audio input from external AV device (RCA).
- ⑮ **AUDIO OUT (RCA)**
Audio output from the AUDIO IN jack to an external AV device.
- ⑯ **SPEAKERS OUT**
External speakers output.
- ⑰ **KENSINGTON LOCK**
Used for security and theft prevention.

Data sheet

Wallmount:



SL461A	400(H) x 400(V) mm
	400(H) x 200(V) mm
	200(H) x 200(V) mm

Dimension:

