



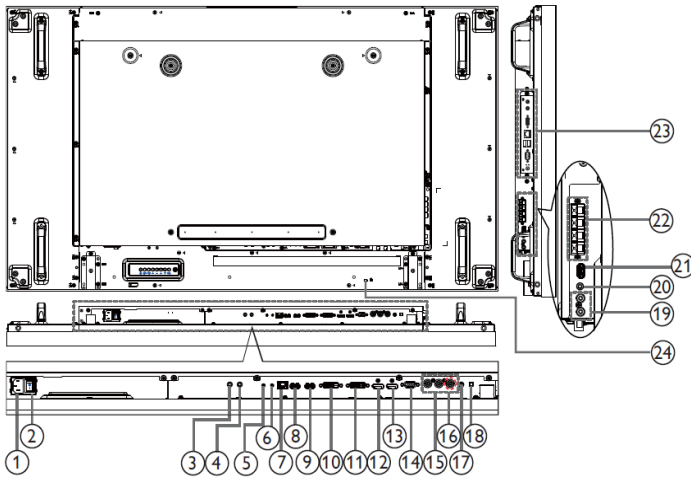
Model Name **PL490 Digital Signage**
Unique selling point

- *Super Slim Bezel (Bezel to Bezel Only 3.5mm)
 - *PID Panel (FHD 1920*1080) for 50,000 hrs Non-Stop Operation
 - *Support Both Landscape & Protrait Installation
 - *4K 2x2 Video Wall by DP Digital Daisy Chain (via DPL1a Daisy Chain)
 - *4K Content Creation Support by BenQ X-sign SW
 - *Multiple Display Administrator by LAN or RS232 (MDA, Remote Control with Failure Alert System)
 - *Color Calibration (Automated Uniformity Correction for Video Walls)
 - *Easy Content Distribution with scheduling (FHD by each, via USB flash drive)
 - *Play Multimedia via Ethernet (DLNA) (FHD by each, via LAN)
 - *Great expandability by OPS Slot (with DVI Daisy Chain)
- * Note: DP Daisy chain to 15*15 without splitter.
 DP with HDCP up to 7th monitor
 DVI Daisy chain to 5*5 without splitter,
 DVI with HDCP up to 7th monitor
 Analog Daisy chain to 3*3 without splitter
 Under DLNA, Display quality depend on network bandwidth

Panel	Screen Diagonal	49"	
	Backlight	LED	
	Resolution	FHD 1920 x 1080 (pixels)	
	Aspect Ratio	16 : 9	
	Brightness	450 nits	
	Dynamic Contrast Ratio	1,300:1	
	Viewing Angle	178 degree (H) / 178 degree (V)	
	Color gamut (x% NTSC)	72%	
	Frame Rate	60Hz	
	Response Time	8ms	
	Panel bit	10 bit, 1.06 B colors	
	Light life	50,000 hrs (typ.)	
	Orientation	Portrait/Landscape	
	Panel Surface	AG (3H, Haze1%)	
Interface	Input/Output	Power (AC) In/ Out	X / No
		Audio line-in/ Out (3.5mm)	X / X1
		Composite video In/ Out (BNC)	X / No
		Component In/ Out (YPbPr, RCA)	X / No
		D-sub In/ Out	X / No
		HDMI (Type A) in/ Out	X 2/ No
		DVI-D In/ DVI-I Out	X / X1
		DisplayPort In/ Out	X / X1
		RJ45 In/ Out	X / No
		RS232 In/ Out	X / X1
	USB (Type A)	X1	
Others	AC power switch	X1	
Mechanical	Dimensions(W x H x D)	1077.6(W)x607.8(H)x103.8(D) mm	
	Bezel Width (T/B/L/R)	2.3/1.2/2.3/1.2 mm	
	Weight (without packing)	21.6/33.3 kg	
Power	Power supply	100 V ~ 240 V, 50 Hz / 60 Hz	
	Power consumption (Typical)	110W	
OSD	On-Screen Display Languages	21 Languages: English / German / Dutch / French / Italian / Spanish / Russian / Polish / Simplified Chinese / Arabic / Japanese / Traditional Chinese / Czech /Danish / Swedish / Romanian / Finnish / Norwegian / Greek / Korea/ Thailand	
Software	Color Calibration support	Yes	
	Multiple Display Control (MDA) support	Yes	
	X-Sign	Yes	
Accessories	Standard	Remote Control (w/o Battery)	Yes
		Power Cord (by region)	Yes
		Quick Start Guide	Yes
		D-sub/HDMI/DP Cable	Yes
		IR Extender Cable	Yes
		RS232 Cable & Loop Cable	Yes
		Audio Cable	Yes
	GAP Inspection Pads	Yes	
	Optional	Edge Finishing Kits	Yes
		X-rite color meter (for Color Calibration SW)	Yes

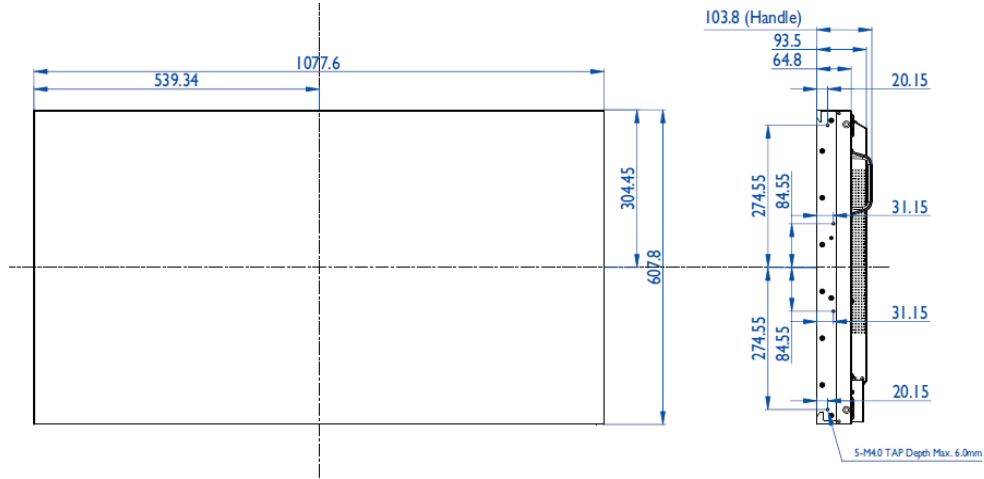
PL490 Digital Signage

Input/Output Terminals



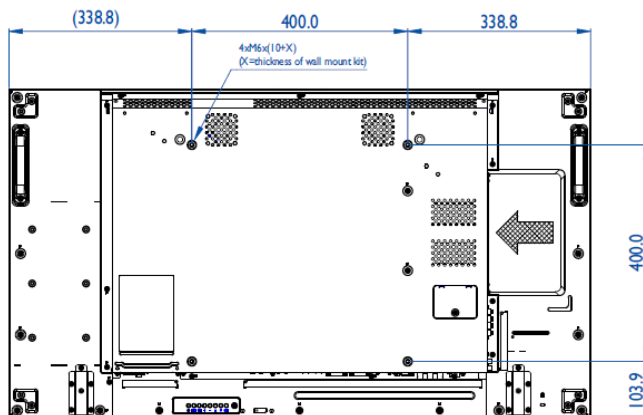
- ① **AC IN**
AC power input from the wall outlet.
- ② **MAIN POWER SWITCH**
Switch the main power on/off.
- ③ **IR IN / ④ IR OUT**
IR signal input / output for the loop-through function.
NOTES:
 - This display's remote control sensor will stop working if the jack [IR IN] is connected.
 - To remotely control your AV device via this display, refer to page 15 for IR Pass Through connection.
- ⑤ **RS232C IN / ⑥ RS232C OUT**
RS232C network input / output for the loop-through function.
- ⑦ **RJ-45**
LAN control function for the use of remote control signal from control center.
- ⑧ **HDMI1 IN / ⑨ HDMI2 IN**
HDMI video/audio input.
- ⑩ **DVI IN**
DVI-D video input.
- ⑪ **DVI OUT / VGA OUT**
DVI or VGA video output.
- ⑫ **DisplayPort IN / ⑬ DisplayPort OUT**
DisplayPort video input / output.
- ⑭ **VGA IN (D-Sub)**
VGA video input.
- ⑮ **COMPONENT IN (BNC)**
Component 1PbPr video source input.
- ⑯ **Y/CVBS**
Video source input.
- ⑰ **PC LINE IN**
Audio input for VGA source (3.5mm stereo phone).
- ⑱ **SPEAKER SWITCH**
Internal speaker on/off switch.
- ⑲ **AUDIO IN**
Audio input from external AV device (RCA).
- ⑳ **AUDIO OUT**
Audio output to external AV device.
- ㉑ **USB PORT**
Connect your USB storage device.
- ㉒ **SPEAKERS OUT**
Audio output to external speakers.
- ㉓ **OPS SLOT**
Slot for installing the optional OPS module.
- ㉔ **SECURITY LOCK**
Used for security and theft prevention.

Dimension (mm)



Front side

Side view



Back side

