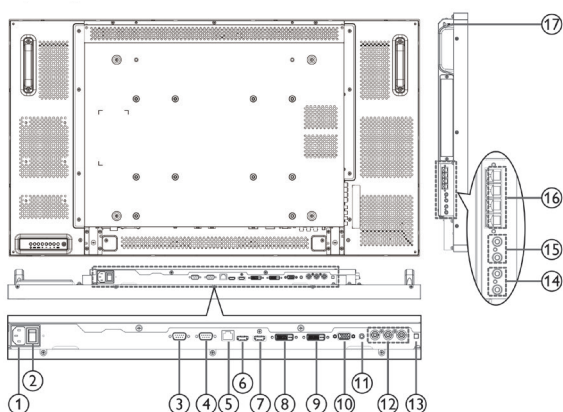


SL461A Digital Signage



Input and Output Terminals



No.	Name	Description
1	AC IN	AC power input from the wall outlet.
2	MAIN POWER SWITCH	Switch the main power on/off.
3	RS232C OUT	RS232C network output for the loop-through function.
4	RS232C IN	RS232C network input for the loop-through function.
5	RJ-45	LAN port connection from your OPS device.
6	HDMI IN	HDMI video/audio input.
7	DisplayPort	DisplayPort video input.
8	DVI IN	DVI-D video input.
9	DVI OUT	DVI video output.
10	VGA IN (D-Sub)	VGA video input.
11	VGA AUDIO IN	Audio input for VGA source (3.5mm stereo phone).
12	COMPONENT IN (BNC)	Component YPbPr video source input.
13	SPEAKER SWITCH	Internal speaker on/off switch.
14	AUDIO IN	Audio input from external AV device (RCA).
15	AUDIO OUT (RCA)	Audio output from the AUDIO IN jack to an external AV device.
16	SPEAKERS OUT	External speakers output. (such as a computer).
17	KENSINGTON LOCK	Used for security and theft prevention.

Features

- OPS Module Support
- PID panel with high reliability of usage
- 50,000 hours light life for long use (24/7)
- Landscape & Portrait orientation mode support
- Display Port IO support for high video quality
- DVI Daisy Chain Support
- RS232 & LAN control for well management

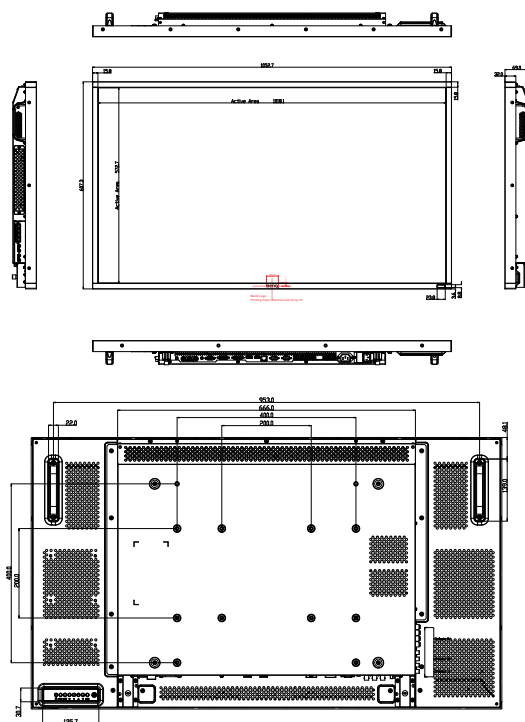


Because it matters

Product Specifications

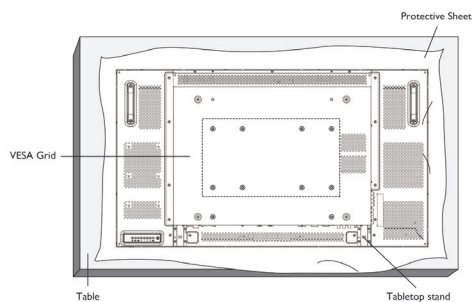
Panel	Screen Diagonal	46"	
	Backlight	LED	
	Resolution	FHD 1920 x 1080 (pixels)	
	Aspect Ratio	16 : 9	
	Brightness	500 nits	
	Contrast Ratio	4000:1	
	Viewing Angle	178 degree (H) / 178 degree (V)	
	Color gamut (x% NTSC)	72%	
	Frame Rate	60Hz	
	Response Time	6.5ms	
	Panel bit	10 bit (8bit+FRC), 1073.7M	
Light life	50,000 hrs (typ.)		
Orientation	Landscape / Portrait		
Interface	Input/Output	Power (AC) In/ Out	x 1
		Audio line-in	x 1
		Composite video In/ Out (BNC)	x 1
		Composite audio In/ Out (RCA)	x 1
		Component video (RCA)	x 1
		External Speaker Out (L/R)	x 1
		D-sub In/ Out	x 1
		HDMI (Type A)	x 1
		DVI-D In/ Out	x 1
		DisplayPort Input	x 1
		RJ45	x 1
		RS232 In/ Out	x 1
	Others	AC power switch	x 1
		IR receiver	x 1
	OPS Slot	x 1	
Mechanical	Dimensions (W x H x D)	1052.7 x 607.3 x 69 mm	
	Weight (without packing / with packing)	22 / 27.5 kg	
Power	Power supply	100V ~ 240V, 50 Hz / 60 Hz	
	Power consumption	<245W, 132W (Typ.)	
OSD	On-Screen Display Languages	English/ French/ Portuguese/ Spanish/ Simplified Chinese/ Traditional Chinese (6 Languages)	
Accessories	Standard	Remote Control w/ Battery	x 1
		Power Cord (by region)	x 1
		Quick Start Guide	x 1
		VGA (D-sub 15pin) Cable	x 1
	Optional	Stand	

Product specifications



*Sizes in mm

Wallmount



1.6.1. VESA Grid

SL461A	400(H) x 400(V) mm
	400(H) x 200(V) mm
	200(H) x 200(V) mm

*Screw type: M6

BenQ Europe B.V.

Meerenakkerweg 1-17
5652 AR Eindhoven
The Netherlands
Tel: +31 88 8889200
Fax: +31 88 8889299

© 2015 BenQ Corp. Specification may vary by region, please visit your local stores for details.
Actual product's features and specifications are subject to change without notice.
This material may include corporate names and trademarks of third parties which are the properties of the third parties respectively.



Because it matters