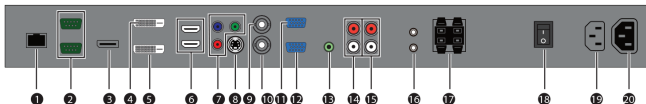
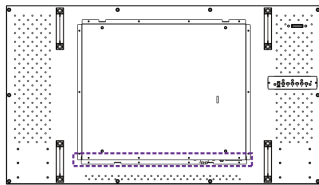


# PH460 Digital Signage



## Input and Output Terminals



No.	Name	Description
1	RJ-45	Connects to the RJ-45 port on your Ethernet or router.
2	RS232C IN/OUT	For external control and multi-display operation. • RS232C IN: receives control signals from a computer or another display. • RS232C OUT: outputs control signals from the RS232C IN input to another display.
3	DISPLAY PORT	Connects to a DisplayPort compatible device.
4	DVI-OUT	Outputs DVI signals from the DVI-IN to another display.
5	DVI-IN	Receives DVI signals from an external device (such as a computer).
6	HDMI-I/HDMI-2	Receives HDMI signals from an external device (such as a Blu-ray disc player).
7	VIDEO IN (YPbPr)	Receives component video (YPbPr) signals from an external device (such as a DVD player, HDTV device or Laser disc player).
8	VIDEO IN (S-VIDEO)	Receives S-Video signals from an external device (such as a VCR or DVD player).
9	AV OUT	Outputs composite video signals from the AV IN input to another display.
10	AV IN	Receives composite video signals from an external device (such as a VCR or DVD player).
11	VGA OUT	Outputs analog RGB signals from the VGA IN input to another display.
12	VGA IN	Receives analog RGB signals from an external device (such as a computer).
13	AUDIO IN (AUDIO I)	Receives audio signals from an external device (such as a computer).
14	AUDIO IN (AUDIO2)	Receives audio signals from an external device (such as a VCR or DVD player).
15	AUDIO OUT (R/L)	Outputs audio signals to an external device.
16	IR-IN/IR-OUT	• IR-IN: for use with an IR Extender - to ensure better responsiveness from the remote control. • IR-OUT: outputs the IR signal from the IR-IN input to another display.
17	SPEAKERS (R/L)	Outputs audio signals to external speakers.
18	AC SWITCH ON/OFF	Turns on or off the main power.
19	AC IN	Connects to a power outlet via the supplied power cord.
20	AC OUT	Relays the AC power from the AC IN jack to another display.

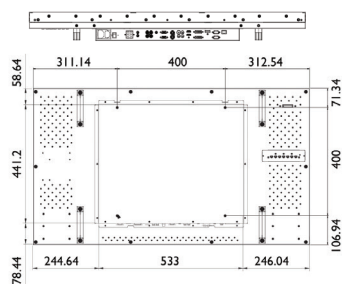
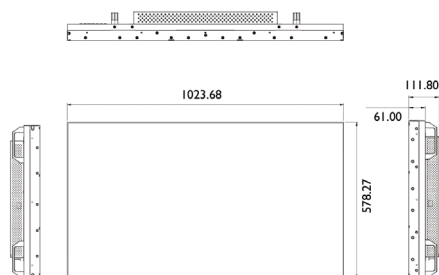
## Features

- Super Narrow Bezel design (Bezel to Bezel 5.4 mm)
- PID panel with high reliability of usage
- 50,000 hours backlight life for long use (24/7)
- Landscape & Portrait orientation mode support
- Display Port IO support for high resolution picture quality
- Color Calibration Software for uniformity adjustment
- MDA Software for multiple display control remotely

## Product Specifications

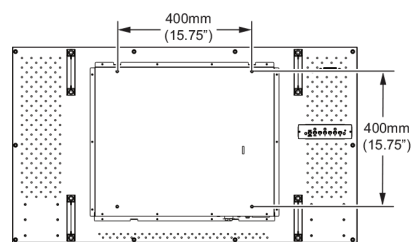
<b>Panel</b>	Screen Diagonal	46"
	Backlight	LED
	Resolution	FHD 1920 x 1080 (pixels)
	Aspect Ratio	16 : 9
	Brightness	700 nits
	Contrast Ratio	4000:1
	Viewing Angle	178 degree (H) / 178 degree (V)
	Color gamut (x% NTSC)	72%
	Frame Rate	60Hz
	Response Time	6.5ms
	Panel bit	10 bit (8bit+FRC), 1073.7M
	Light life	50,000 hrs (typ.)
	Orientation	Landscape / Portrait
<b>Interface</b>	Input/Output	Power (AC) In/ Out x 1
		Audio line-in x 1
		Composite video In/ Out (BNC) x 1
		Composite audio In/ Out (RCA) x 1
		Component video (RCA) x 1
		External Speaker Out (L/R) x 1
		D-sub In/ Out x 1
		HDMI (Type A) x 2
		DVI-D In/ Out x 1
		DisplayPort Input x 1
		RJ45 x 1
		RS232 In/ Out x 1
	Others	AC power switch x 1
<b>Mechanical</b>	Dimensions (W x H x D)	1023.68 x 578.27 x 106.7 mm
	Bezel Width (T / B / L / R)	3.4 / 2.0 / 3.4 / 2.0 mm
	Weight (without packing / with packing)	25 / 31 kg
<b>Power</b>	Power supply	100V ~ 240V, 50 Hz / 60 Hz
	Power consumption	<300W, 270W (Typ.)
<b>OSD</b>	On-Screen Display Languages	English/ French/ Portuguese/ Spanish/ Simplified Chinese/ Traditional Chinese (6 Languages)
<b>Software</b>	Color Calibration	Supported OS:
		1. Windows XP 32/64 bit
		2. Windows Server 2003
		3. Windows Vista 32/64 bit
		4. Windows 7 32/64 bit
	Multiple Display Control (MDA)	Supported OS:
		1. Windows XP 32 bit
		2. Windows Vista 32/64 bit SP2
<b>Accessories</b>	Standard	Remote Control w/ Battery x 1
		Power Cord (by region) x 1
		Quick Start Guide x 1
		IR Loop Through Cables x 1
		VGA (D-sub 15pin) Cable x 1
	Optional	Video wall installation pad (for gap inspection) x 3
		Stand
		Edge Finishing Kits
		i1 Display PRO color meter (for Color Calibration SW)

## Product specifications



\*Sizes in mm

## Wallmount



\*Screw type: M6

## BenQ Europe B.V.

Meerenakkerweg 1-17  
5652 AR Eindhoven  
The Netherlands  
Tel: +31 88 8889200  
Fax: +31 88 8889299

© 2015 BenQ Corp. Specification may vary by region, please visit your local stores for details.  
Actual product's features and specifications are subject to change without notice.  
This material may include corporate names and trademarks of third parties which are the properties of the third parties respectively.

**BenQ**

Because it matters