

# Video streaming module – QCast



## Features

- Friendly interactive setup wizard
- NFC for Quick connection
- Miracast/local content stream out
- 1080p(Full HD) 30fps
- Virtual keypad for remote control
- WLAN I In Module (2T2R recommended)

## Module Images



## Specifications

Model Name	QP01
Part Number	5J.JCK28.A01
UPC Code	8400460-3205-0
Color	White
Wireless Standard	IEEE 802.11a/b/g/n 2T2R single band
Frequency Band	2.4GHz ISM Band
CPU	AM8251@500Mhz
Security	WPA/WPA2
DRAM	DDR3 256MB, 1Ghz
NAND	128MB
Output Resolution	1280x720 default for HDMI/MHL (HDMI Max. up to 1080p@30p by EDID)
Input	Micro USB
Output	HDMI or MHL2.0
Power	DC 5V/1A, through Micro USB port (HDMI) DC 5V/0.9A, through MHL (MHL)
Video support	Max. 1080p@30p video decode
LED	Blue LED indication for Power and WiFi status
Compatibility	Compatible with projectors that include the HDMI connector
Dimension	.31" x .36" x 1.18"
Weight	1.05 lbs

## System Requirements

OS	Requirement	Specification
Windows OS	CPU	Dual Core 2 GHz or higher (ATOM not supported)
	Graphic card	Graphic card with 64MB VRAM or above
	OS version	Windows XP SP3, Vista SP2, Windows 7 SP1, Windows 8, Windows 8.1
	PC's WiFi	802.11n (2T2R recommended)
Mac OS	CPU	Dual Core Intel Core i 1.4 GHz or higher (PowerPC not supported)
	Graphic card	Graphic card with 64MB VRAM or above
	OS version	Mac OS X 10.8, 10.9, 10.10
	Recommended Models	Mac Book series and iMac series after E/2011
iOS	iOS	iOS 8
	Phone:	iPhone 4~iPhone 5S
	Pad	iPad 2, the new iPad 3rd gen, new iPad 4th gen, iPad mini
Android	Phone/Pad	Android 4.0/4.2/4.3/4.4/2/5.0

## What's in the box

QCast Module x 1, NFC card x 1, USB cable x 1 (1M), HDMI extension cable x 1 (20cm), Quick start guide x 1 (English version)

\* Wireless connection speed is depended on wireless environment.  
The installation and operation of the QCast may vary by the display device.  
Also suitable for other display devices, including LCD monitors and TVs.



Scan for iOS

Scan for Android



BenQ America Corp.  
www.BenQ.us

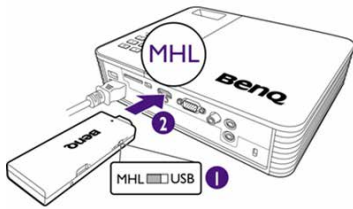
BenQ is a registered trademark of BenQ Corp. All rights reserved. Product names, logos, brands, and other trademarks featured or referred to in this material are the property of their respective trademark holders. Specifications subject to change without notice.  
SalesSheet\_QcastModule\_043015\_BQus

**BenQ**

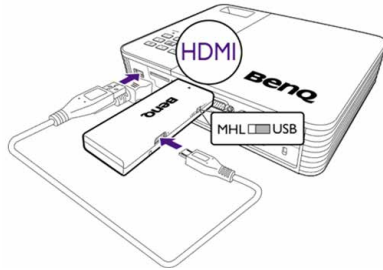
Because it matters

## Step 1: How to setup on the projector

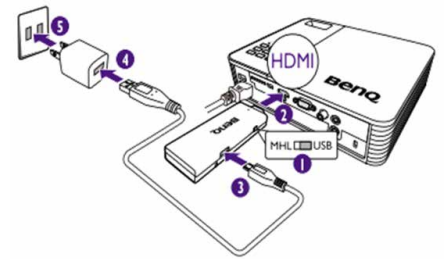
Option 1  
Projector with MHL function



Option 2  
Projector with 1.5A power supply function

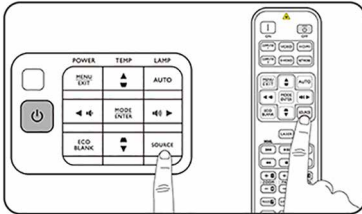


Option 3  
Other Projectors



## Step 2: Select Source

Press SOURCE



Select HDMI



## Step 3: Module Setup Wizard

3.1 How to use NFC to setup or Searching App from Google play and Apple store



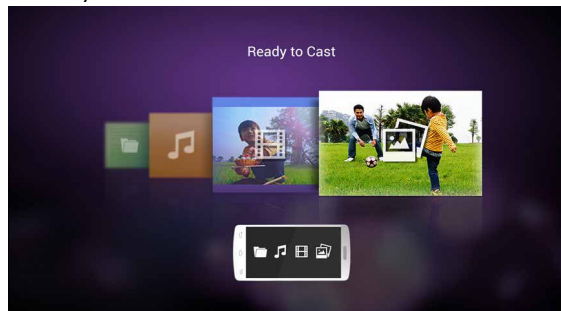
3.4 App features highlight



3.2 Select the user scenario



3.3 Ready to Cast



3.5

