

VIDEO
PROJECTOR

W7000




Features

- Native Full HD 1080p (1920 x 1080) Resolution
- 2000 ANSI Lumens, 50000:1 Contrast Ratio
- Frame Interpolation (MEMC) ISFccc
- Full 3D HDMI, H + V Lens Shift
- REC 709 True Color, Dual HDMI



Input and Output Terminals



- | | |
|---------------------|--------------------|
| 1 1R | 6 RS-232 (DB-9pin) |
| 2 HDMI v1.4 x 2 | 7 12V Trigger |
| 3 Video | 8 Component Video |
| 4 S-Video | 9 Computer In |
| 5 USB (Type Mini B) | |

Specifications

Projection System	DLP
Native Resolution	1080p (1920 x 1080)
Brightness	2000 ANSI lumens
Contrast Ratio	50000:1
Display Color	1.07 Billion Colors
Lens	F=2.48-2.81, f=24.1-36.1mm
Aspect Ratio	Native 16:9 (5 aspect ratio selectable)
Throw Ratio	1.62-2.43 (55.7" @2m)
Image Size (Diagonal)	28"-300"
Zoom Ratio	1.50:1
Lamp Type	300W
Lamp (Norm/Eco Mode)*	2000/2500/NA hours
Keystone Adjustment	Vertical ± 10 degrees
Lens Shift	V: ±125% Max, H: ±40% Max
Resolution Support	VGA (640 x 480) to WUXGA (1920 x 1200)
Horizontal Frequency	31K-92KHz
Vertical Scan Rate	23-120Hz
HDTV Compatibility	720@50P/60P, 1080@50i/60i/24p/30p/50p/60p
Video Compatibility	NTSC/PAL/SECAM
3D Compatibility	Frame packing and top bottom format up to 1080p/24Hz, Side by side up to 1080/60i, Frame sequential 720p 120Hz
Interface	Computer in (D-sub 15pin) x 1 HDMI v1.4 x 2 Component Video x 1 Composite Video in (RCA) x 1 S-Video (Mini Din 4 pin) x 1 DC 12V Trigger x 1 RS232 (9pin) x 1 USB (mini B) x 1 for service
Dimensions(W x D x H)	428 x 317 x 145 mm
Weight	6.7kg (14.8lbs)
Power Supply	100 to 240 VAC
Power Consumption	416W (typical), standby < 1W
Audible Noise	33/28 dBA (Normal/Economic mode)
On-Screen Display Languages	English/Français/Deutsch/Italiano/Español/Русский/svenska/Nederlands/Türkçe/čeština/Português/polski (12+ Languages)
Preset Modes	Cinema Mode/Dynamic Mode/Standard/User 1/User 2/User 3/3D
Accessories (Standard)	Remote Control w/ Battery, Power Cord, User Manual CD, Quick Start Guide, Warranty Card, VGA (D-sub 15pin) Cable
Accessories (Optional)	3D Glasses P/N: 5J.J7K25.001 Spare Lamp Kit P/N: 5J.J3905.001 Ceiling Mounting Kit P/N: 5J.J4N10.001
Limited Warranty	1 Year Parts / Labor; 1 Year / 2000 hours of lamp life

* Lamp life results will vary depending on environmental conditions and usage. Actual product's features and specifications are subject to change without notice.



BenQ Canada Corp.

Tel: (416) 363-2367 www.BenQ.ca

BenQ is a registered trademark of BenQ Corp. DLP® is a registered trademark of Texas Instruments. All rights reserved. Product names, logos, brands, and other trademarks featured or referred to in this materials are the property of their respective trademark holders. Specifications subject to change without notice.

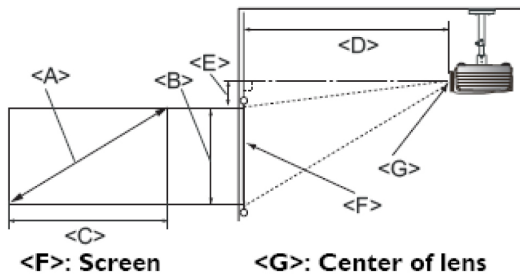
W7000 05-07-13-BQ-ca



Enjoyment Matters

W7000 Video Projector


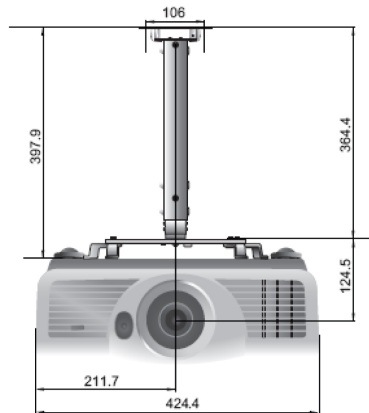
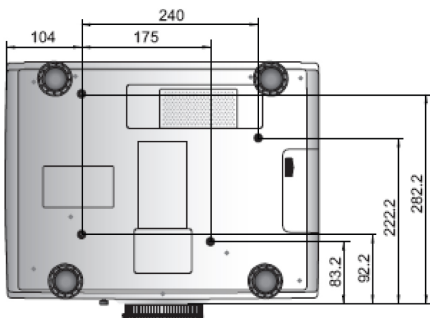
Distance Chart/Ceiling Installation



Screen dimensions			Projection distance <D> [cm]			Lowest/Highest lens position <E> [cm]
Diagonal <A> [inch (cm)]	Height [cm]	Width <C> [cm]	Min distance (with max zoom)	Average	Max distance (with min zoom)	
30 (76)	37	66	109	136	164	4.7
40 (102)	50	89	145	182	218	6
50 (127)	62	111	182	227	273	8
60 (152)	75	133	218	273	327	9
70 (178)	87	155	255	318	382	11
80 (203)	100	177	291	364	436	12
90 (229)	112	199	327	409	491	14
100 (254)	125	221	364	455	545	16
110 (279)	137	243	400	500	600	17
120 (305)	149	266	436	545	655	19
130 (330)	162	288	473	591	709	20
140 (356)	174	310	509	636	764	22
150 (381)	187	332	545	682	818	23
160 (406)	199	354	582	727	873	25
170 (432)	212	376	618	773	927	26
180 (457)	224	398	655	818	982	28
190 (483)	237	421	691	864	1036	30
200 (508)	249	443	727	909	1091	31
250 (635)	311	553	909	1136	1364	39
300 (762)	374	664	1091	1364	1636	47

Wall Mount/Ceiling Mount Chart

Ceiling mount screws: M6 x 8 (Max. L = 8 mm)



Units: mm

Dimensions

