

# HOME ENTERTAINMENT PROJECTOR

# W1500



## Features

- Native Full HD 1080P (1920x1080) Resolution
- 2,200 ANSI Lumens, 10,000:1 High Contrast Ratio
- Built-in Wireless FHD (WHDI)
- 2D / 3D Content Conversion
- 1080p Wireless Streaming Projector
- SmartEco™ Power Saving Technology
- Built-in 10W x 2 Speakers
- Various 3D Format and nVidia 3DTV Play
- REC 709 Color Performance



## Input and Output Terminals



- |                                |                          |
|--------------------------------|--------------------------|
| 1 HDMI 1 & 2                   | 7 Audio In L & R (RCA)   |
| 2 USB (Type Mini B)            | 8 Audio In (Mini Jack)   |
| 3 PC/Component 2 (D-sub 15pin) | 9 12V Trigger            |
| 4 RS232 (DB-9pin)              | 10 Component Video in    |
| 5 Composite Video in (RCA)     | 11 Audio Out (Mini Jack) |
| 6 S-Video In (Mini DIN 4pin)   |                          |



## Specifications

Projection System	DLP® DC3, DMD, Single 0.65"
Native Resolution	1080p (1920x1080)
Brightness	2,200 ANSI lumens
Contrast Ratio	10,000:1
Display Color	1.07 Billion Colors
Lens	F=2.45-3.07, f=15.78-25.12mm
Aspect Ratio	Native 16:9 (5 aspect ratio selectable)
Throw Ratio	1.07-1.71 (84" @2M)
Image Size (Diagonal)	43"-300"
Zoom Ratio	1.6:1
Lamp Type	240 W
Lamp (Normal/Economic Mode)*	3,000/5,000/6,000 hours
Keystone Adjustment	1D, Vertical ± 10 degrees
Projection Offset	Vertical 110%-130%±5%
Resolution Support	up to WUXGA
Horizontal Frequency	15K-102KHz
Vertical Scan Rate	23-120Hz
Color Wheel Segment	6-Segment (RGBRGB)
Color Wheel Speed	6X (50Hz)
Compatibility	HDTV Compatibility: 480i, 480p, 576i, 576p, 720p, 1080i, 1080p Video Compatibility: NTSC, PAL, SECAM, SDTV(480i/576i), EDTV (480p/576p, HDTV (720p, 1080p/60Hz) 3D Compatibility: Frame Sequential: Up to 480i Frame Packing: Up to 24 Hz 1080p Side by Side: Up to 60Hz 1080i Top Bottom: Up to 24Hz 1080p
Interface	Computer in (D-sub 15pin) x 1 HDMI x 2 Composite Video in (RCA) x 1 S-Video in (Mini DIN 4pin) x 1 USB (Type Mini B) x 1 Component Video in x 1 Audio in (Mini Jack) x 1 Audio L/R in (RCA) x 1 Audio out (Mini Jack) x 1 DC 12V Trigger (3.5 mm Jack) x 1 Speaker 10W x 2 RS232 (DB-9pin) x 1
Dimensions (WxHxD)	339 x 120.2 x 284.8 mm (13.3" x 4.7" x 9.8")
Weight	3.9 kg (8.59 lbs)
Power Supply	AC 100 to 240 V, 50/60 Hz
Power Consumption	375 W (typical), Standby<0.5W
Audible Noise	33/28 dBA (Normal/Economic mode)
Languages	Arabic/Bulgarian/ Croatian/ Czech/ Danish/ Dutch/ English/ Finnish/ French/ German/ Greek/ Hindi/ Hungarian/ Italian/ Indonesian/ Japanese/ Korean/ Norwegian/ Polish/ Portuguese/ Romanian/ Russian/ Simplified Chinese/Spanish/ Swedish/ Turkish/ Thai/ Traditional Chinese (28 Languages)
Picture Mode	Cinema Mode/Dynamic Mode/Standard/User 1/User 2/User 3/3D
Accessories (Standard)	Remote Control w/ Battery, Power Cord, User Manual CD, Quick Start Guide, Warranty Card, VGA (D-sub 15pin) Cable, WHDI Wireless Dongle Kit box, Carry Bag
Accessories (Optional)	Spare Lamp Kit P/N: 5J.J9E05.001 Ceiling Mount Kit P/N: 5J.J4N10.001 3D Glasses P/N: 5J.J7L25.002 Remote P/N: 5J.J7N06.001
UPC / Part #	8400460-2981-4 / 9HJ9E77.17A
Limited Warranty	1 Year Parts/Labor; 180 days or 500 hours of lamp life.

\*Lamp life results will vary depending on environmental conditions and usage. Actual product's features and specifications are subject to change without notice.

W1500 10-15-14-BQca



BenQ Canada Corp.

Tel: (416) 363-2367 www.BenQ.ca

BenQ is a registered trademark of BenQ Corp. DLP is a registered trademark of Texas Instruments. All rights reserved. Product names, logos, brands, and other trademarks featured or referred to in this material are the property of their respective trademark holders. Specifications subject to change without notice.

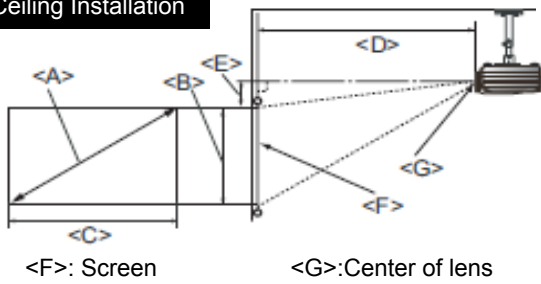


Because it matters

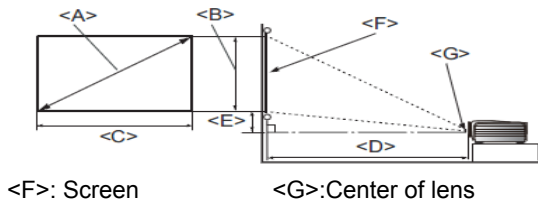
# W1500 Home Entertainment Projector

## Distance Chart

### Ceiling Installation



### Floor Installation



The screen aspect ratio is 16:9 and the projected picture is 16:9

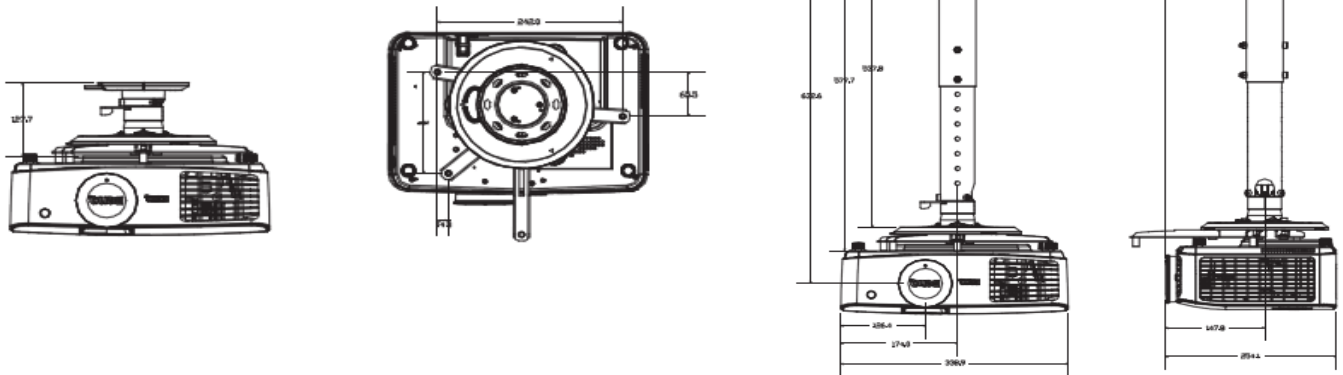
Screen Dimensions				Projection Distance <D> (mm)			Lowest/Highest lens position <E> (mm)
Diagonal <A>		Height <B>	Width <C>	Min Distance	Average	Max Distance	
Inch	mm	(mm)	(mm)	(with max zoom)		(with min zoom)	
40	1016	498	886	1013	1165	1315	25
50	1270	623	1107	1266	1456	1646	31
60	1524	747	1328	1519	1747	1975	37
70	1778	872	1550	1772	2038	2304	44
80	2032	996	1771	2025	2329	2633	50
90	2286	1121	1992	2278	2620	2962	56
100	2540	1245	2214	2532	2911	3291	62
110	2794	1370	2435	2785	3203	3620	68
120	3048	1494	2657	3038	3494	3949	75
130	3302	1619	2878	3291	3785	4278	81
140	3556	1743	3099	3544	4076	4608	87
150	3810	1868	3321	3797	4367	4937	93
160	4064	1992	3542	4051	4658	5266	100
170	4318	2117	3763	4304	4949	5595	106
180	4572	2241	3985	4557	5241	5924	112
190	4826	2366	4206	4810	5532	6253	118
200	5080	2490	4428	5063	5823	6582	125
235	5969	2926	5202	5949	6842	7731	146

The numbers shown in the above chart are approximate and may be slightly different from the actual measurements. Only the recommended screen sizes are listed. If your screen size is not in the table, please contact your dealer for assistance.

## Ceiling Mount Chart

Ceiling Mount screw: M4 (Max L=8 mm)

Units: mm



## Dimensions

Units: mm

