

# DIGITAL PROJECTOR | W1250

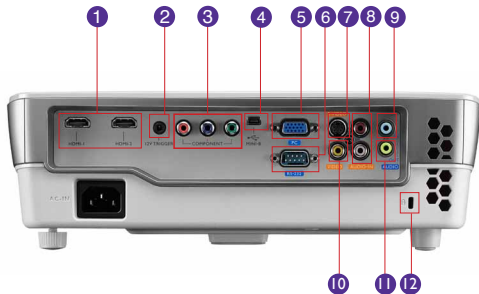


## Features

- Native Full HD 1080P (1920x1080) Resolution
- 2000 ANSI Lumens
- 10,000:1 High Contrast Ratio
- DLP® 3D via PC & Blu-Ray/DVD Player & nVidia 3DTV Play
- SmartEco™ Power Saving Technology
- Dual HDMI, Built-in 10W Speaker



## Input and Output Terminals



- |                             |                              |
|-----------------------------|------------------------------|
| 1 HDMI 1 & 2                | 7 S-Video In (Mini DIN 4pin) |
| 2 DC 12V Trigger            | 8 Audio In L & R (RCA)       |
| 3 Component Video In (RCA)  | 9 Audio In (Mini Jack)       |
| 4 USB (Mini B)              | 10 Component Video in        |
| 5 Computer in (D-sub 15pin) | 11 Audio Out (Mini Jack)     |
| 6 RS232 (DB-9pin)           | 12 Security Bar              |

## Specifications

Projection System	DLP®
Native Resolution	1080p (1920x1080)
Brightness	2000 ANSI lumens
Contrast Ratio	10,000:1
Display Color	1.07 Billion Colors
Lens	F=2.59-2.87, f=16.88-21.88mm
Aspect Ratio	Native 16:9 (5 aspect ratio selectable)
Throw Ratio	1.15-1.5 (79"@2M)
Image Size (Diagonal)	40"-235"
Zoom Ratio	1.3:1
Lamp Type	240W
Lamp (Normal/Economic Mode)*	3500/5000/6000 hours
Keystone Adjustment	1D, Vertical +/-40 degrees
Lens Shift	Vertical 110%-130%±5%
Projection Offset	Vertical 110%-130%±5%
Resolution Support	up to WUXGA
Horizontal Frequency	15K-120 Hz
Vertical Scan Rate	23-120 Hz
Compatibility	SDTV, EDTV, HDTV Compatibility: 480i, 480p, 576i, 576p, 720p, 1080i, 1080p Video Compatibility: NTSC, PAL, SECAM
Interface	Computer in (D-sub 15pin) x 1 HDMI x 2 Composite Video in (RCA) x 2 S-Video in (Mini DIN 4pin) x 1 Component Video in x 1 Audio in (Mini Jack) x 1 Audio L/R in (RCA) x 1 Audio out (Mini Jack) x 1 Speaker 10W x 1 USB (Type Mini B) x 1 RS232 (DB-9pin) x 1 DC 12V Trigger x 1
Dimensions (WxHxD)	311.81 x 104.07 x 244.12 mm
Weight	2.65 kg
Power Supply	AC 100 to 240 V, 50 to 60 Hz
Power Consumption	359W/110V (typical), Standby < 0.5W
Audible Noise	33/30 dBA (Normal/Economic mode)
On-Screen Display Languages	Arabic/Bulgarian/ Croatian/ Czech/ Danish/ Dutch/ English/ Finnish/ French/ German/ Greek/ Hindi/ Hungarian/ Italian/ Indonesian/ Japanese/ Korean/ Norwegian/ Polish/ Portuguese/ Romanian/ Russian/ Simplified Chinese/Spanish/ Swedish/ Turkish/ Thai/ Traditional Chinese (28 Languages)
Picture Mode	Dynamic / Standard / Cinema / 3D / User 1 / User 2 / User 3
Accessories (Standard)	Remote Control w/ Battery, Power Cord, User Manual CD, Quick Start Guide, Warranty Card, VGA (D-sub 15pin) Cable
Accessories (Optional)	Spare Lamp Kit P/N: 5J.J7L05.001 Ceiling Mount P/N: 5J.J4N10.001 3D Glasses P/N: 5J.J7K25.001 Carry Bag P/N: 5J.J3T09.001
UPC code	8400460-2860-2
Limited Warranty	1 Year Parts/Labor; 1 Year or 2000 hours of lamp life.

\*Lamp life results will vary depending on environmental conditions and usage. Actual product's features and specifications are subject to change without notice.



BenQ Canada Corp.

Tel: (416) 363-2367 www.BenQ.ca

BenQ is a registered trademark of BenQ Corp. DLP® is a registered trademark of Texas Instruments. All rights reserved. Corporate and trademarks are the property of their respective companies. Specifications subject to change without notice.

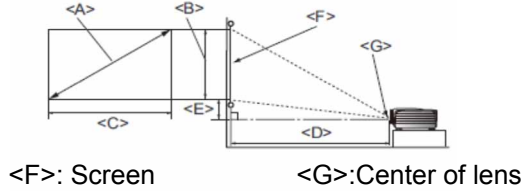


W1250 04-18-13-BQ.ca

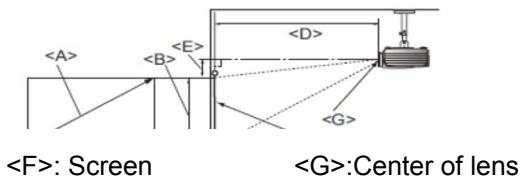
# WI250 Digital Projector

## Distance Chart

### Floor Installation



### Ceiling Installation

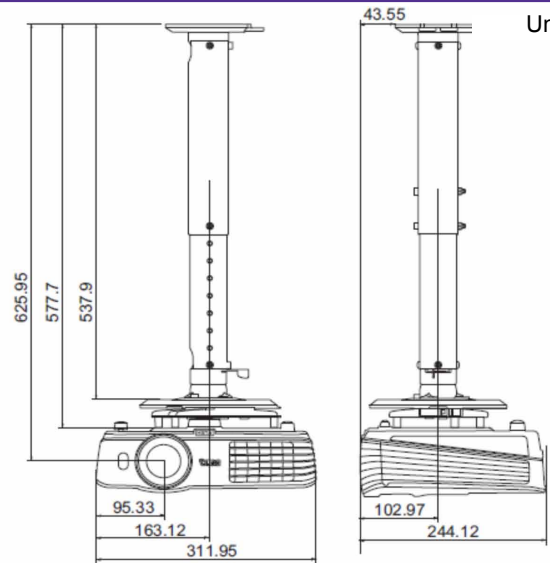
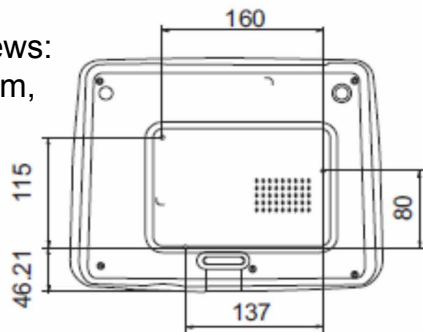


The screen aspect ratio is 16:9 and the projected picture is 16:9

Screen Dimensions			Projection Distance <D> (mm)			Lowest/Highest lens position <E> (mm)	
Diagonal <A>		Height <B> (mm)	Width <C> (mm)	Min Distance (with max zoom)	Average		Max distance (with min zoom)
Inch	mm						
40	1016	498	886	1013	1165	1316	25
50	1270	623	1107	1266	1456	1646	31
60	1524	747	1328	1519	1747	1975	37
70	1778	872	1550	1772	2038	2304	44
80	2032	996	1771	2025	2329	2633	50
90	2286	1121	1992	2278	2620	2962	56
100	2540	1245	2214	2532	2911	3291	62
110	2794	1370	2435	2785	3203	3620	68
120	3048	1494	2657	3038	3494	3949	75
130	3302	1619	2878	3291	3785	4278	81
140	3556	1743	3099	3544	4076	4608	87
150	3810	1868	3321	3797	4367	4937	92
160	4064	1992	3542	4051	4658	5266	100
170	4318	2117	3763	4304	4949	5595	106
180	4572	2241	3985	4557	5241	5924	112
190	4826	2366	4206	4810	5532	6253	118
200	5080	2491	4428	5063	5823	6582	125
235	5969	2926	5202	5949	6842	7734	146

## Ceiling Mount Chart

Ceiling Mount Screws:  
M4 (Max. L = 25 mm,  
Min. L = 20 mm)



Units: mm

## Dimensions

Units: mm

