





Features

- Native WXGA (1280x800) Resolution
- 5,700 ANSI Lumens
- 2,800:1 Contrast Ratio
- Powered Focus, Zoom & Lens Shift
- 7 Optional Lenses
- Interchangeable Color Wheels



Input and Output Terminals - Left Side View



- 1 LAN (RJ45)
- 2 USB (Type B)
- 3 DVI-D in
- 4 Monitor Out (D-sub 15pin)
- 5 Wired Remote
- 6 RS232 (DB-9pin)
- 7 12V Trigger
- 8 Computer 1 in (D-sub 15pin)
- 9 Computer 2 in (5BNC/R/G/B/H/V)
- 10 Component Video in (Y/Pb/Pr)
- 11 Composite Video in (RCA)
- 12 S-Video in (Mini Din 4 pin)

Specifications

Projection System	DLP®
Native Resolution	WXGA(1280x800)
Brightness	5,700 ANSI lumens (Dual lamp, Standard lens)
Contrast Ratio	2,800:1
Display Color	1.07 Billion Colors
Aspect Ratio	Native 16:10 (5 aspect ratio selectable)
Image Size Diagonal	50"~300"
Lamp Type	280W x 2
Lamp(Normal/Economic Mode)*	2,000/2,500 hours
Keystone Adjustment	Vertical ± 30 degrees
Resolution Support	VGA(640 x 480) to WUXGA_RB(1920 x 1200) *RB=Reduced Blanking
Horizontal Frequency	31K~92KHz
Vertical Scan Rate	23~85Hz
Compatibility	HDTV Compatibility: 480i, 480p, 576i, 576p, 720p, 1080i, 1080p Video Compatibility: NTSC, PAL, SECAM
Interface	Computer 1 in (D-sub 15pin) x 1 Computer 2 in x 1 Monitor out (D-sub 15pin) x 1 DVI-D in x 1 Component Video in (Y/Pb/Pr) x 1 Composite Video in (RCA) x 1 S-Video in (Mini Din 4 pin) x 1 LAN (RJ45) x 1 (LAN Control) USB (Type B) x 1 (Download) 12V Trigger x 1 RS232 (DB-9pin) x 1 Wired Remote x 1 IR Receiver x 2 (Front+Rear)
Dimensions (WxHxD)	508 x 196 x 390 mm
Weight	16.5KG (Without lens)
Power Supply	AC 220-240 V, 2.9A, 50 to 60 Hz
Power Consumption	AC 220-240 V, 670W (Standby Power <0.5W)
Audible Noise	39 / 34 ; 35/ 32 db (Dual lamp normal / Single lamp normal)
On-Screen Display Languages	List Languages
Picture Mode	Presentation/Standard/Game/Movie/sRGB
Accessories (Standard)	Remote Control w/ Battery, Power Cord, User Manual CD, Quick Start Guide, Warranty Card, VGA(D-sub 15pin) Cable, 6 Segments Color Wheel
Accessories (Optional)	Spare Lamp Kit: P/N 5J.JAM05.001 Ceiling Mount: P/N 5J.JCY10.001 Remote Control: P/N 5J.JAM06.001 Optional Lens: (see reference chart)
UPC Code / Part #	8400460-2965-4 / 9H.JAN77.26E
Limited Warranty	3 Years Parts & Labor / 1 Year or 2,000 hours of lamp life

*Lamp life results will vary depending on environmental conditions and usage. Actual product's features and specifications are subject to change without notice.

BenQ Lens	P/N	Zoom Ratio	Throw Ratio	Lens Shift (Powered)	Marketing Model
STD Lens	5J.JAM37.001	1.3:1	1.81~2.38	0-50% Vertical; +-10% Horizontal	PZL-001
Wide Fix	5J.JAM37.011	Fixed	0.8	NA	PFL-011
Wide Zoom	5J.JAM37.021	1.41:1	1.31~1.87	0-50% Vertical; +-10% Horizontal	PZL-021
Long Zoom 1	5J.JAM37.031	1.5:1	3.76~5.64	0-50% Vertical; +-10% Horizontal	PZL-031
Long Zoom 2	5J.JAM37.041	1.55:1	5.56~8.67	0-50% Vertical; +-10% Horizontal	PZL-041
Semi Long Zoom	5J.JAM37.051	1.65:1	2.33~3.86	0-50% Vertical; +-10% Horizontal	PZL-051
Ultra Wide Zoom	5J.JAM37.061	1.25:1	0.75~0.93	0-45% Vertical; +-10% Horizontal	PZL-061

Lens Images



PW9500 11-13-14-BQCa



BenQ Canada Corp.

Tel: (416) 363-2367 www.BenQ.ca

BenQ is a registered trademark of BenQ Corp. DLP® is a registered trademark of Texas Instruments. All rights reserved. Product names, logos, brands, and other trademarks featured or referred to in this material are the property of their respective trademark holders. Specifications subject to change without notice.

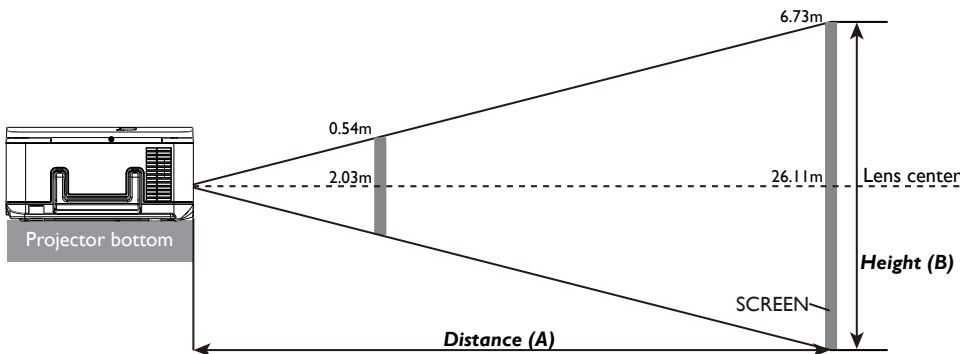


PW9500 Digital Projector

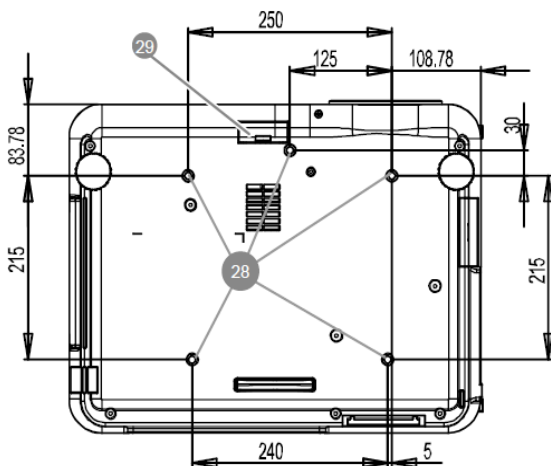
Throw Distance and Screen Size

Screen Size						5JAM37.01 I		5JAM37.02 I				5JAM37.00 I				5JAM37.05 I			
						Wide Fix Lens		Wide Zoom Lens				STD Lens				Semi long Zoom I			
Diagonal		Width		Height(B)								Distance(A)							
						N/A		Wide		Tele		Wide		Tele		Wide		Tele	
(inch)	(m)	(inch)	(m)	(inch)	(m)	(inch)	(m)	(inch)	(m)	(inch)	(m)	(inch)	(m)	(inch)	(m)	(inch)	(m)	(inch)	(m)
40	1.02	34	0.86	21	0.54	26.4	0.67	43.6	1.11	63.1	1.60	60.2	1.53	79.8	2.03	77.6	1.97	130.5	3.31
50	1.27	42	1.08	26	0.67	33.5	0.85	55.0	1.40	79.3	2.01	75.9	1.93	100.4	2.55	97.8	2.48	163.9	4.16
60	1.52	51	1.29	32	0.81	40.5	1.03	66.4	1.69	95.5	2.43	91.7	2.33	121.0	3.07	117.9	3.00	197.3	5.01
80	2.03	68	1.72	42	1.08	54.7	1.39	89.3	2.27	128.0	3.25	123.1	3.13	162.3	4.12	158.3	4.02	264.1	6.71
100	2.54	85	2.15	53	1.35	68.8	1.75	112.1	2.85	160.5	4.08	154.5	3.93	203.5	5.17	198.7	5.05	330.9	8.41
120	3.05	102	2.58	64	1.62	82.9	2.11	135.0	3.43	193.0	4.90	186.0	4.72	244.7	6.22	239.0	6.07	397.7	10.10
150	3.81	127	3.23	79	2.02	104.1	2.64	169.2	4.30	241.7	6.14	233.1	5.92	306.5	7.79	299.6	7.61	498.0	12.65
180	4.57	153	3.88	95	2.42	125.3	3.18	203.5	5.17	290.4	7.38	280.3	7.12	368.4	9.36	360.1	9.15	582.9	15.19
200	5.08	170	4.31	106	2.69	139.4	3.54	226.4	5.75	322.9	8.20	311.7	7.92	409.6	10.40	400.5	10.17	665.0	16.89
300	7.62	254	6.46	159	4.04	210.0	5.33	340.6	8.65	485.3	12.33	468.9	11.91	615.7	15.64	602.3	15.30	999.0	25.38
400	10.16	339	8.62	212	5.38	280.6	7.13	454.8	11.55	647.7	16.45	626.1	15.90	821.9	20.88	804.1	20.42	1333.1	33.86
500	12.70	424	10.77	265	6.73	351.2	8.92	569.0	14.45	810.1	20.58	783.3	19.90	1028.0	26.11	1005.9	25.55	1667.1	42.35

Screen Size						5JAM37.03 I				5JAM37.04 I				5JAM37.06 I			
						Long Zoom 1 Lens				Long zoom 2 Lens				Ultra Wide zoom Lens			
Diagonal		Width		Height(B)						Distance(A)							
						Wide		Tele		Wide		Tele		Wide		Tele	
(inch)	(m)	(inch)	(m)	(inch)	(m)	(inch)	(m)	(inch)	(m)	(inch)	(m)	(inch)	(m)	(inch)	(m)	(inch)	(m)
40	1.02	34	0.86	21	0.54	124.9	3.17	190.3	4.83	183.3	4.65	292.2	7.42	25.8	0.65	32.8	0.83
50	1.27	42	1.08	26	0.67	157.5	4.00	239.2	6.08	232.0	5.89	368.1	9.35	32.7	0.83	41.4	1.05
60	1.52	51	1.29	32	0.81	190.1	4.83	288.1	7.32	280.7	7.13	444.0	11.28	39.6	1.00	50.0	1.27
80	2.03	68	1.72	42	1.08	255.2	6.48	385.9	9.80	378.1	9.60	595.9	15.13	53.3	1.35	67.3	1.71
100	2.54	85	2.15	53	1.35	320.3	8.14	483.7	12.29	475.6	12.08	747.7	18.99	67.1	1.70	84.5	2.15
120	3.05	102	2.58	64	1.62	385.5	9.79	581.5	14.77	573.0	14.55	899.6	22.85	80.9	2.05	101.8	2.59
150	3.81	127	3.23	79	2.02	483.2	12.27	728.2	18.50	719.1	18.27	1127.3	28.63	101.6	2.58	127.6	3.24
180	4.57	153	3.88	95	2.42	580.9	14.75	874.9	22.22	865.3	21.98	1355.1	34.42	122.2	3.10	153.5	3.90
200	5.08	170	4.31	106	2.69	646.0	16.41	972.7	24.71	962.7	24.45	1506.9	38.28	136.0	3.45	170.8	4.34
300	7.62	254	6.46	159	4.04	971.7	24.68	1461.8	37.13	1449.9	36.83	2266.2	57.56	204.9	5.20	257.0	6.53
400	10.16	339	8.62	212	5.38	1297.3	32.95	1950.8	49.55	1937.1	49.20	3025.4	76.85	273.8	6.95	343.2	8.71
500	12.70	424	10.77	265	6.73	1623.0	41.22	2439.8	61.97	2424.2	61.58	3784.7	96.13	342.7	8.70	429.4	10.92




Ceiling Mount Chart



Dimensions

Units: mm



Because it matters