

DIGITAL PROJECTOR | MW571




Features

- Native WXGA (1280x800) resolution
- 3,200 ANSI lumens
- 13,000:1 high contrast ratio
- Full HD 3D support
- HDMI
- Network standby <0.5W



Input and Output Terminals



- | | |
|---------------------------------|-----------------------------|
| 1 Audio in/out (Mini Jack) | 6 Monitor out (D-sub 15pin) |
| 2 S-Video in (Mini DIN 4pin) | 7 USB (Type Mini B) |
| 3 Composite Video in (RCA) | 8 RS232 (DB-9pin) |
| 4 HDMI | 9 LAN (RJ45) |
| 5 Computer in 1/2 (D-sub 15pin) | |

Specifications

| | |
|--------------------------------------|--|
| Projection System | DLP® |
| Native Resolution | WXGA(1280 x 800) |
| Brightness | 3,200AL |
| Contrast Ratio | 13,000:1 |
| Display Color | 1.07 Billion Colors |
| Lens | F=2.59~2.87, f=16.88~21.88mm) |
| Aspect Ratio | Native 16:10 (5 aspect ratio selectable) |
| Throw Ratio | 1.21~1.57 |
| Image Size | 60"-180" |
| Zoom Ratio | 1.3x |
| Lamp Type | 196W |
| Lamp (Normal/Eco/SmartEco/LampSave)* | 4000/6000/6500/10000 hours |
| Keystone Adjustment | 1D, Vertical +/- 40 degrees |
| Projection Offset | Vertical: 120% ±5% |
| Resolution Support | VGA(640 x 480) to WUXGA_RB(1920 x 1200) |
| Horizontal Frequency | 15~102KHz |
| Vertical Scan Rate | 23~120Hz |
| Compatibility | HDTV Compatibility: 480i, 480p, 576i, 576p, 720p, 1080i, 1080p Video Compatibility: NTSC, PAL, SECAM 3D Compatibility: Frame Sequential: Up to 60Hz 720p Frame Packing: Up to 24 Hz 1080p Side by Side: Up to 24Hz 1080p Top Bottom: Up to 60Hz 1080p |
| Interface | Computer in (D-sub 15pin) x 2(shared with component video) HDMI x 1 Monitor out x 1 Composite Video in (RCA) x 1 S-Video in x 1 Audio in (Mini Jack) x 1 Audio out (Mini Jack) x 1 Speaker 10W x 1 LAN(RJ-45) x 1 USB (Type mini B) x 1 RS232 (DB-9pin) x 1 IR Receiver x 1 (Front) |
| Dimensions (WxHxD) | 283 x 95 x 222 mm / 11.14" x 3.7" x 8.7" (with feet) 283 x 88.7 x 222 mm / 11.14" x 3.5" x 8.7" (without feet) |
| Weight | 1.9 Kg (4.19 lbs) |
| Power Supply | AC100 to 240 V, 50 to 60 Hz |
| Power Consumption | Normal 265W, Eco 220W, Network standby <6W, Standby <0.5W |
| Power Management Function | Automatic power off after 20 minutes without a display source |
| Audible Noise | 33/28 dBA (Normal/Economic mode) |
| Languages | (28 Languages) |
| Picture Mode | Dynamic / Presentation / sRGB / Cinema / (3D) / User 1 / User 2 |
| Accessories (Standard) | Remote Control w/ Battery, Power Cord, User Manual CD, Quick Start Guide, Warranty Card, VGA Cable |
| Accessories (Optional) | Spare Lamp Kit P/N: 5J.JC205.001 Ceiling Mount Kit P/N: 5J.JAM10.001 3D Glasses P/N: 5J.J9H25.001 Carry Bag BGQS01 P/N: 5J.J3T09.001 |
| UPC / Part # | 8400460-3357-6 / 9H.JEM77.13A |
| Limited Warranty | 4 Years Parts/Labor; 1 Year or 2,000 hours of lamp life |

*Lamp life results will vary depending on environmental conditions and usage. Actual product's features and specifications are subject to change without notice.



BenQ Canada Corp.
www.BenQ.ca • (416) 363-2367

BenQ is a registered trademark of BenQ Corp. All rights reserved. Product names, logos, brands, and other trademarks featured or referred to in this material are the property of their respective trademark holders. Specifications subject to change without notice.

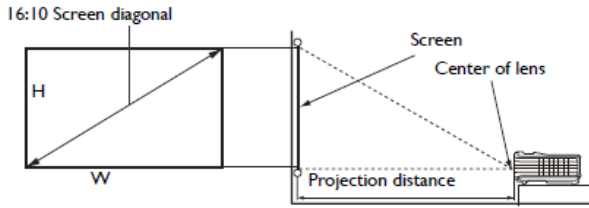
MW571 081315_BQca



Because it matters

MW571 Digital Projector

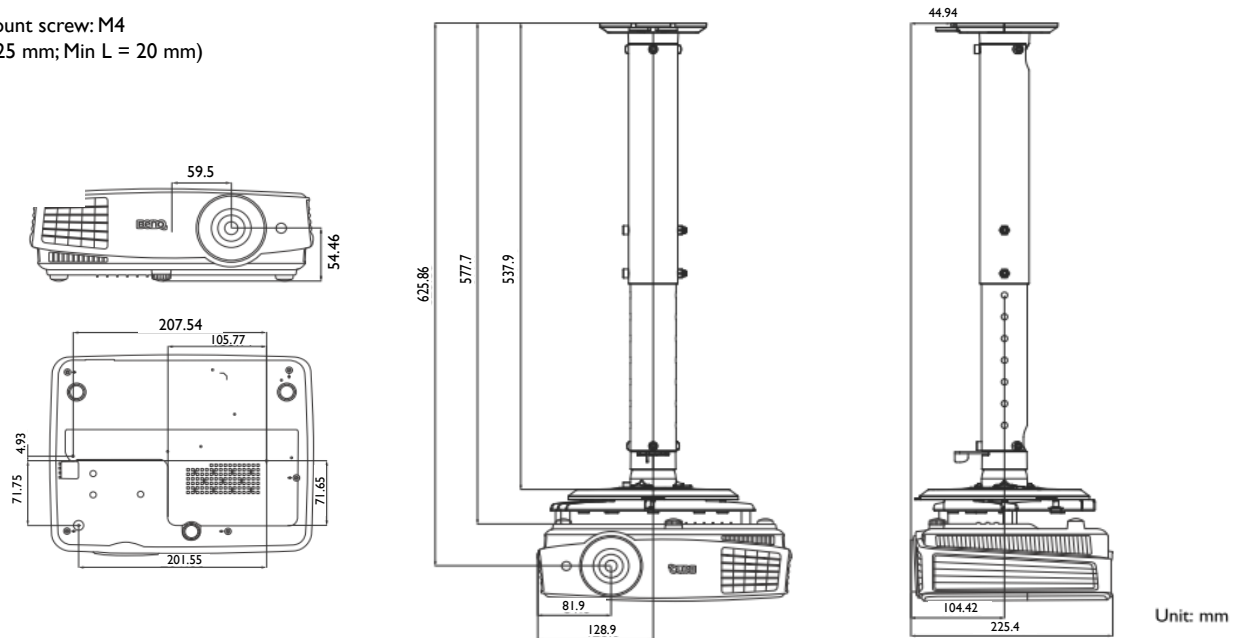
Distance Chart



| Screen Size | | | | Distance from screen (mm) | | | Vertical offset (mm) |
|-------------|------|--------|--------|---------------------------|---------|------------|----------------------|
| Diagonal | | W (mm) | H (mm) | Min length | Average | Min length | |
| Inch | mm | | | Max zoom | | Max zoom | |
| 60 | 1524 | 1292 | 808 | 1564 | 1796 | 2029 | 80.8 |
| 70 | 1778 | 1508 | 942 | 1824 | 2096 | 2367 | 94.2 |
| 80 | 2032 | 1723 | 1077 | 2085 | 2395 | 2705 | 107.7 |
| 90 | 2286 | 1939 | 1212 | 2346 | 2695 | 3044 | 121.2 |
| 100 | 2540 | 2154 | 1346 | 2606 | 2994 | 3382 | 134.6 |
| 110 | 2794 | 2369 | 1481 | 2867 | 3293 | 3720 | 148.1 |
| 120 | 3048 | 2585 | 1615 | 3128 | 3593 | 4058 | 161.5 |
| 130 | 3302 | 2800 | 1750 | 3388 | 3892 | 4396 | 175.0 |
| 140 | 3556 | 3016 | 1885 | 3649 | 4192 | 4734 | 188.5 |
| 150 | 3810 | 3231 | 2019 | 3909 | 4491 | 5073 | 201.9 |
| 160 | 4064 | 3446 | 2154 | 4170 | 4790 | 5411 | 215.4 |
| 170 | 4318 | 3662 | 2289 | 4431 | 5090 | 5749 | 228.9 |
| 180 | 4572 | 3877 | 2423 | 4691 | 5389 | 6087 | 242.3 |

Ceiling Mount Chart


Ceiling Mount screw: M4
(Max L = 25 mm; Min L = 20 mm)



Units: mm

Ceiling Mount Chart

Units: mm



Because it matters