

# DIGITAL PROJECTOR | MW516




## Features

- Native WXGA Resolution (1280x800)
- 2800 ANSI Lumens; 10000:1 Contrast Ratio
- Smart Eco Mode; Long Lamp Life
- HDMI x 1; Closed Captioning
- Quick Cooling; Variable Audio Out



## Input and Output Terminals



- |                                   |                             |
|-----------------------------------|-----------------------------|
| 1 USB (Type Mini B)               | 6 Audio In (Mini Jack)      |
| 2 HDMI (v1.3)                     | 7 Composite Video In (RCA)  |
| 3 S-Video In (Mini DIN 4pin)      | 8 Monitor Out (D-Sub 15pin) |
| 4 Computer In 1 & 2 (D-sub 15pin) | 9 Audio Out (Mini Jack)     |
| 5 RS232 (D-Sub 9pin)              |                             |

## Specifications

Projection System	DLP
Native Resolution	WXGA(1280x800)
Brightness	2800 ANSI lumens
Contrast Ratio	10,000:1
Display Color	1.07 Billion Colors
Lens	F=2.55-3.06, f=21-25.6mm
Aspect Ratio	Native16:10 (5 aspect ratio selectable)
Throw Ratio	1.46-1.60 (62.25" @ 6.56 ft)
Image Size (Diagonal)	30" to 300"
Zoom Ratio	1.20:1
Lamp Type	190W
Lamp Life (Norm/Eco/Smart Eco)	Normal 4500/6000/6500 hours
Keystone Adjustment	Manual, Vertical ± 40 degrees
Projection Offset	120% ±5%
Resolution Support	VGA(640 x 480) to UXGA(1600 x 1200)
Horizontal Frequency	31-90KHz
Vertical Scan Rate	50-120Hz
Compatibility	HDTV Compatibility: 480i, 480p, 576i, 576p, 720p, 1080i, 1080p Video Compatibility: NTSC, PAL, SECAM 3D Compatibility: 1) PC: 120Hz Frame Sequential 3D for resolutions up to WXGA 2) PC: 60Hz Top-bottom 3D for resolutions up to SXGA+ 3) Video: 60Hz Frame Sequential 3D for resolutions up to 480i
Interface	Computer in (D-sub 15pin) x 2(Share with component) Composite Video in (RCA) x 1 Monitor Out (D-Sub 15pin) x 1 S-Video in (Mini DIN 4pin) x 1 Audio in (Mini Jack) x 1 Audio out (Mini Jack) x 1 Speaker 2W x 1 HDMI V1.3 x 1 USB (Type Mini B) x 1 (Download & Page up/down) RS232 (DB-9pin) x 1
Dimensions (WxHxD)	11.89 x 4.88 x 9.16 inches (302 x 124 x 232.7 mm)
Weight	5.39lbs (2.45kg)
Power Supply	AC 100 to 240 V, 50 to 60 Hz
Power Consumption	245W, Standby < 1 W
Audible Noise	27/25 dBA (Normal/Economic mode)
On-Screen Display Languages	English/ France/ Germany/ Italian/ Spanish/ Russian/ Traditional Chinese/ Simplified Chinese/ Japanese/ Korean/ Swedish/ Dutch/ Turkish/ Czech/ Portuguese/ Thai/ Polish/ Hungarian/ Croatian/ Romanian/ Norwegian/ Danish/ Bulgaria/ Finnish/ Indonesian/ Greek/ Hindi/ Arabic (28 Languages)
Picture Modes	Dynamic/Presentation/s RGB/Cinema/User 1/User 2
Accessories (Standard)	Power Cord, Quick Start Guide Remote Control w/ Battery User Manual CD Warranty Card (by region) VGA (D-sub 15pin) Cable
Accessories (Optional)	Spare Lamp Kit P/N: 5J.J5E05.001 Ceiling Mount P/N: 5J.J2K01.001 3D Glasses P/N: 5J.J0T14.011 Carry Bag P/N: 5J.J2V09.001
Limited Warranty	1-Year Parts/Labor; 180 Days or 500 hours of lamp life

\*Lamp life results will vary depending on environmental conditions and usage. Actual product's features and specifications are subject to change without notice.

MW516 01-04-12-BQ.ca



BenQ Canada Corp.

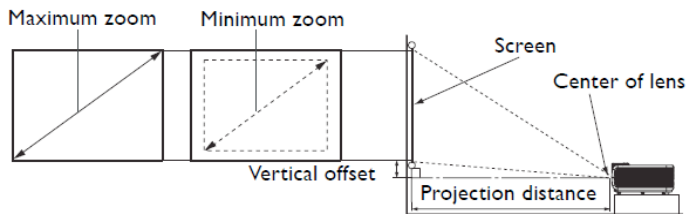
Tel: (416) 363-2367 www.BenQ.ca

BenQ is a registered trademark of BenQ Corp. DLP® is a registered trademark of Texas Instruments. All rights reserved. Corporate and trademarks are the property of their respective companies. Specifications subject to change without notice.



# MW516 Digital Projector

## Distance Chart



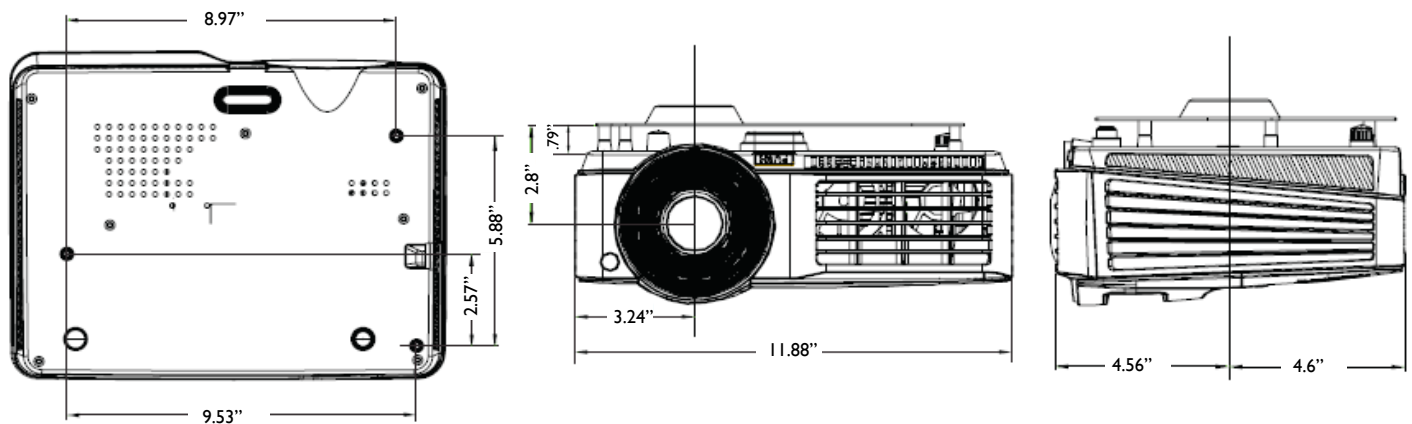
MW516

Screen size				Distance from screen (mm)			Vertical offset (mm)
Diagonal	W	H		Min length	Average	Max length	
Inch	mm	(mm)	(mm)	(max. zoom)		(min. zoom)	
30	762	646	403	1018	1127	1235	61
40	1016	861	538	1273	1420	1567	83
50	1270	1077	673	1564	1731	1897	105
60	1524	1292	807	1871	2047	2223	126
80	2032	1723	1077	2435	2658	2881	164
100	2540	2153	1346	3014	3276	3538	205
120	3048	2584	1615	3594	3894	4194	251
150	3810	3230	2019	4465	4823	5180	313
200	5080	4307	2692	5916	6369	6822	416
220	5588	4738	2961	6496	6987	7478	457
250	6350	5384	3365	7367	7916	8464	521
300	7620	6461	4038	8818	9462	10106	624

## Wall Mount Chart

Ceiling mount screws:

1/8" x 5/16"



## Dimensions

