


Powerful, Brilliant and Reliable For Large Venue Installation



PX9510 / PW9520 / PU9530 / PX9710 / PW9620 / PU9730
BenQ Professional High Brightness Installation Projectors



Because it matters



The Art and Science of Installation Versatility


Lens Options and Compatibility

Optimizing projector performance for all venues and applications, seven types of optical lenses comprising short-throw to long-throw are available. Featuring all-glass construction for ultraclear focus and high apertures for brighter images, these lenses are made in Japan for the highest optical quality control. In addition, an integrated adapter for leading third-party I-chip DLP lens design means installers can keep the main lens of an existing projector in replacement installation scenarios.




360° Rotation-Capable Projection

The projector can be tilted vertically at any angle, allowing projection onto ceilings, walls, floors, or angled signage. The possibilities of impactful visuals in shopping centers, galleries, museums, and theaters are endless.



Motorized Zoom, Focus, and Lens Shift

The convenience and wide range of the powered zoom, focus and horizontal / vertical lens shift systems deliver perfectly proportioned images despite installation or placement challenges in any venue. Manual labor to relocate / reconstruct mounting locations is replaced simply by remote-control adjustments that allow omnidirectional adjustments to projection targets.



Lens Memory

Equipped with ten customizable memory settings for image size, position, and focus, the projector detects and optimizes source material with various aspect ratios onto the projection area. Users can easily recall lens settings without tedious adjustments, such as when maximizing full-screen viewing of different aspect ratios onto a 2.35:1 screen for a cinematic experience.



Central Lens Design and Hotkey

A new symmetrically centered lens design allows easy installation without the need for special considerations for offset installation. Additionally, in cases where horizontal or vertical lens shift has been applied, a hotkey quickly returns the projector to factory default for use in different environments and installations.



The protection lens is placed at the center.



Center Lens Hotkey

Comprehensive Built-in Test Patterns

Precision installation and setup is facilitated by 14 integrated test patterns, which allow easy calibration of linearity, color fidelity, bleed, and distortion.



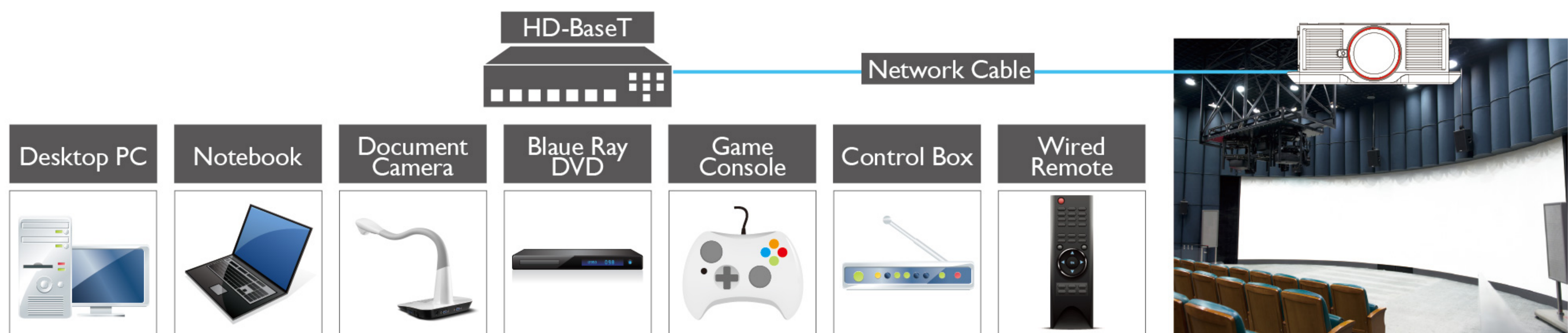


Stunning Visual Impact with Flexible Installation and Easy, Reliable Operation

- Advanced, yet simple installation flexibility
- Breathtaking DLP picture quality
- Powerful, yet easy operation
- Hassle-free maintenance and steadfast reliability

HD-BaseT Advanced Digital Connectivity

Groundbreaking HD-BaseT connectivity combines video, audio, and device control signals from multiple sources including PCs, laptops, document cameras, Blu-ray, DVDs and gaming consoles onto a single CAT5 cable, capable of lossless transmissions up to 100 meters. This incredibly efficient and cost-effective connectivity is also ideal for ceiling-mounted and other permanent installations.



Spectacular Picture Quality for Captivating Visual Communication

Ultra High Brightness up to 7700 Lumens*


Even large-scale projection in bright environments remain clear and sharp with BenQ's high brightness technology powered by BenQ's unique dual-lamp design. The enhanced luminance boosts vivid color intensity and depth for lights-on presentations allowing audience interaction and note-taking.



*7700 lumen brightness available on PX9710 model.

Ultra High Resolution up to WUXGA*

With up to 2.3 million pixels of resolution far surpassing 1080p, audiences can view even high-quality Full HD content in breathtaking clarity, and presenters can show more content and detail without sacrificing legibility. High resolution brings out fine details and produces more lifelike three-dimensional appearance for pictures while resolving even small text with crisp precision.



*WUXGA available on PU9730 model.

High Optical Quality Lens


Far superior to plastic lenses, BenQ High Brightness Projectors feature all-glass lenses for crystal clear focus and bright, vibrant images.

Long-Lasting DLP Image Perfection

Utilizing a nearly-sealed DLP projection engine, BenQ projectors exhibit virtually no image distortion from panel aging due to heat or dust buildup. Millions of micro mirrors on the advanced DMD chip reflect pure light through the color wheel, producing precise details and intensely saturated colors without degradation over time.

Interchangeable Color Wheel

An additional RGBYCM 6-segment color wheel is included as a standard accessory, which can be used to enhance subtle color details and mid-tones for more lifelike images and video. For operation in very brightly-lit lighting conditions, the built-in RGBYCW 6-segment color wheel ensures vibrant, bright images and presentation clarity.






BenQ, the world's #1 bestselling DLP projector brand, delivers industry-leading refinements and features in its new Professional High Brightness Optional Lens Series fixed-installation projectors. Pioneering features such as innovative HD Connect connectivity and lens memory augment the already-comprehensive installation advantages including compatibility with leading third-party lenses and omnidirectional projection dexterity. Similarly, breakthrough high brightness and resolution, a brand-new mechanical shutter, and new cooling / monitoring / maintenance features ensure the highest value and performance for installers, IT managers, and presenters alike in any venue or application.

Hassle-Free Maintenance and Dependable Reliability

Dual-Lamp System for Uninterrupted Presentations

Employing two lamps for optimal brightness, the Dual-Lamp System also eliminates interruptions during presentations and viewing in case one of the lamps burns out. The system also detects remaining lamp life and balances individual lamp life in single-lamp mode.



Integrated Filtration

Serving as additional protection to the nearly sealed DLP engine, two advanced filters ensure maximum performance even when the projector must be installed during dusty construction periods. The pleated, highly-protective filters can be easily cleaned or replaced from the front or right side of the projector, even if it is ceiling-mounted.



Advanced Air-Cooled Projection

An array of 10 fans thermodynamically arranged to maximize cooling maintains controlled operating temperatures and optimal projector performance even under extreme conditions, minimizing risk of thermal damage and consequent repair/maintenance costs.



Solid-State Heat-Pipe Cooling System

Utilizing a quiet, simple structure without moving parts or messy liquid chemicals, the copper heat-pipe system provides highly reliable cooling without complicated maintenance or environmental impact.

Clear LED Indicators

A set of six LED indicators provide notification for lamp replacement and facilitate other troubleshooting processes.



Multi-Projector Management via LAN (AMX/CRESTRON/PJ-Link)

IT managers can conveniently operate and check the status of multiple remote projectors via LAN to minimize cost and resources. The LAN interface is compatible with PJ-Link, Crestron, and AMX control systems for convenient system integration with various third-party components.



Eco-Conscious Standby Modes


Adhering to strict European regulations, networked standby power consumption is cut down to a miserly 6 watts to reduce environmental impact and total cost of ownership. When in eco mode, power consumption is a miniscule 0.5 watts.



Intuitive Operation and Total Ease of Use


Mechanical Shutter

For situations that require total darkness, such as during concerts, the mechanical shutter completely blocks out light to eliminate light leakage. This feature is also ideal for edge blending in multiple projector arrays, allowing color adjustment of the adjacent projector without interference.



Offline Cooling

An integrated capacitor keeps the cooling system operational in case of power outage, preventing heat damage to the lamps. This smart solution helps eliminate unexpected cost and downtime.





Quick-Release Button for Lens Swaps

The hot-swappable lens unlocks instantly with the quick-release button for lens changes.



Convenient Lamp & Color Wheel Access

Quick-access doors for lamp change are located at the rear side of the projector, allowing easy lamp replacement while the projector remains in the mounting bracket or dual stacked. For ceiling mount applications, a safety wire prevents the lamp from falling out. The color wheel is accessible from the top for convenient switching of the RGBYCM/RGBYCW color wheels.



Dual Side Handles

Dual side handles located at the bottom of the projector increase portability and allow two people to carry the projector comfortably.




- PVC-free plastic packaging
- BFR/PVC-free casing plastics
- Certain phthalate-free wires/cables


- Arsenic-free optical glass
- >85% recycled papers in packaging box
- Eco-friendly ink printing in packaging box and user manual



Specification

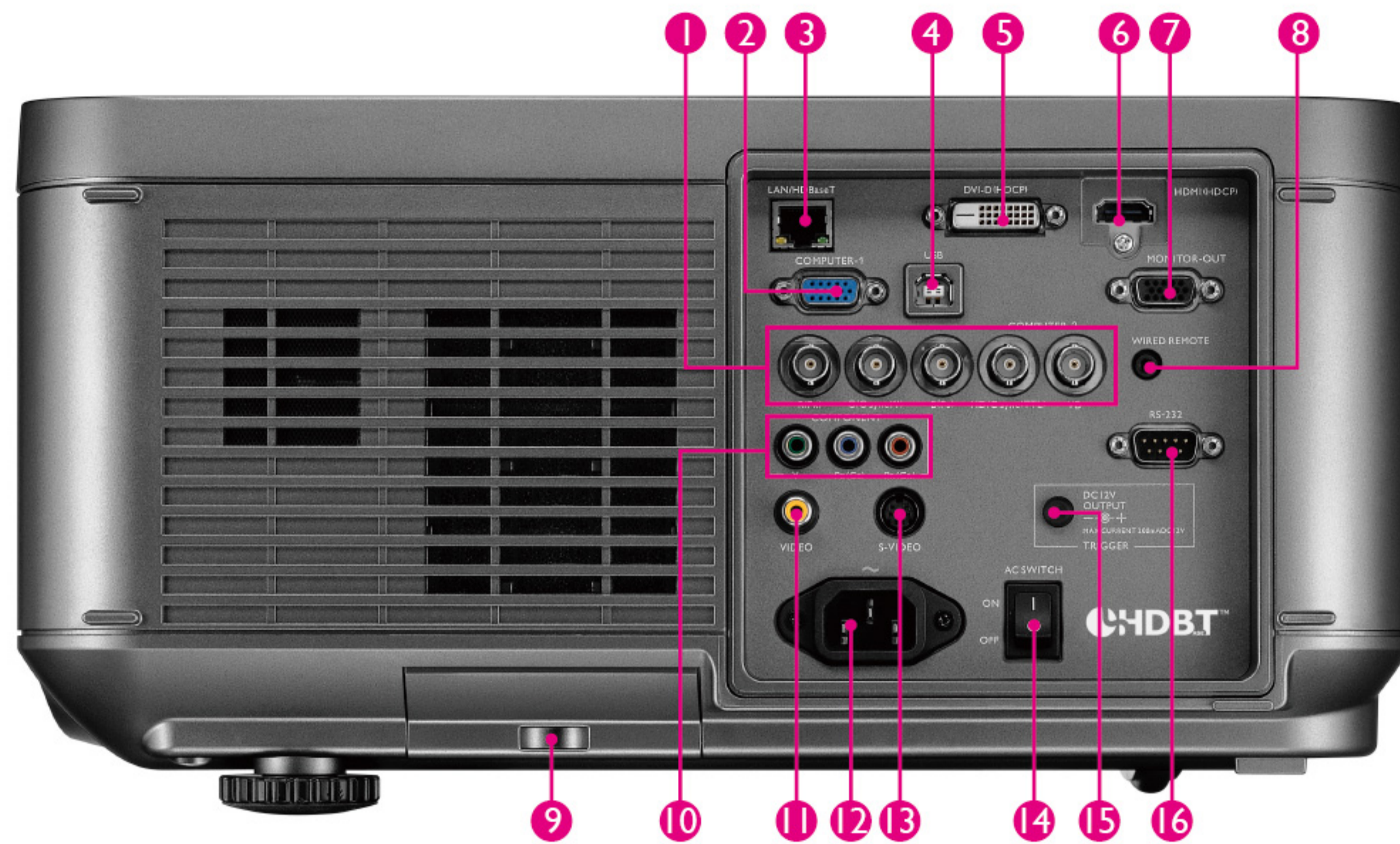
Model Name	PX9510	PW9520	PU9530	
Picture				
Projection System	DLP	DLP	DLP	
Native Resolution	XGA (1024x768)	WXGA (1280x800)	WUXGA (1920x1200)	
Brightness	6500 ANSI lumens	6000 ANSI lumens	6000 ANSI lumens	
Contrast Ratio	2800:1	2800:1	2800:1	
Display Color	1.07 Billion Colors	1.07 Billion Colors	1.07 Billion Colors	
Lens	• Wide Fix: F = 1.85 • Ultra Wide: F=1.96-2.3 • Wide Zoom: F=1.85-2.50 • Standard: F=1.7-1.9 • Semi Long: F=1.86-2.48 • Long Zoom1: F=1.86-2.41 • Long Zoom2: F=1.85-2.48 (All lenses are purchased separately)			
Aspect Ratio	Native 4:3 (5 aspect ratio selectable)	Native 4:3 (5 aspect ratio selectable)	Native 4:3 (5 aspect ratio selectable)	
Throw Ratio	<ul style="list-style-type: none"> • Wide Fix: 0.79 • Ultra Wide: 0.77~0.97 • Wide Zoom: 1.31~1.85 • Standard: 1.79~2.35 • Semi Long: 2.33~3.81 • Long Zoom1: 3.71~5.57 • Long Zoom2: 5.5~8.56 	<ul style="list-style-type: none"> • Wide Fix: 0.8 • Ultra Wide: 0.75~0.93 • Wide Zoom: 1.31~1.87 • Standard: 1.81~2.38 • Semi Long: 2.33~3.86 • Long Zoom1: 3.76~5.64 • Long Zoom2: 5.56~8.67 	<ul style="list-style-type: none"> • Wide Fix: 0.8 • Ultra Wide: 0.75~0.93 • Wide Zoom: 1.31~1.87 • Standard: 1.81~2.38 • Semi Long: 2.33~3.86 • Long Zoom1: 3.76~5.64 • Long Zoom2: 5.56~8.67 	
Image Size (Diagonal)	80"-500"	80"-500"	80"-500"	
Zoom Ratio	• Wide Fix: Fixed • Ultra Wide: 1.25:1 • Wide Zoom: 1.4 :1	• Standard: 1.3 :1 • Semi Long: 1.65 :1	• Long Zoom1: 1.5 :1 • Long Zoom2: 1.55 :1	
Lamp Wattage	280W x 2	280W x 2	280W x 2	
Lamp Life (Normal/Eco)	2500/3500	2500/3500	2500/3500	
Keystone Adjustment	2D, Vertical ± 30 degrees	2D, Vertical ± 30 degrees	2D, Vertical ± 30 degrees	
Lens Shift	<ul style="list-style-type: none"> • Wide Fix: NA • Ultra Wide: V (0-45%) / H (+-10%) 	<ul style="list-style-type: none"> • Wide Zoom: V (0-50%) / H (+-10%) • Standard: V (0-50%) / H (+-10%) 	<ul style="list-style-type: none"> • Semi Long: V (0-50%) / H (+-10%) • Long Zoom1: V (0-50%) / H (+-10%) 	<ul style="list-style-type: none"> • Long Zoom2: V (0-50%) / H (+-10%)
Resolution Support	up to WUXGA (1600 x 1200)	up to WUXGA (1600 x 1200)	up to WUXGA (1600 x 1200)	
Horizontal Frequency	31K-92KHz	31K-92KHz	31K-92KHz	
Vertical Scan Rate	23-85Hz	23-85Hz	23-85Hz	
Color Wheel Segment	RGBW	RGBW	RGBW	
Color Wheel Speed	2X	2X	2X	
HDTV Compatibility	480i, 480p, 576i, 576p, 720p, 1080i, 1080p	480i, 480p, 576i, 576p, 720p, 1080i, 1080p	480i, 480p, 576i, 576p, 720p, 1080i, 1080p	
Video Compatibility	NTSC, PAL, SECAM	NTSC, PAL, SECAM	NTSC, PAL, SECAM	
Interface				
Computer in (D-sub 15pin)	x 1	x 1	x 1	
Monitor out (D-sub 15pin)	x 1	x 1	x 1	
DVI-D	x 1	x 1	x 1	
HDMI (v1.4a)	x 1	x 1	x 1	
Composite Video in (RCA)	x 1	x 1	x 1	
S-Video in (Mini DIN 4pin)	x 1	x 1	x 1	
Component Video in	x 1 (5BNC)	x 1 (5BNC)	x 1 (5BNC)	
LAN (RJ45)	x1 (LAN Control)	x1 (LAN Control)	x1 (LAN Control)	
USB (Type A)	No	No	No	
USB (Type B)	x 1(Download)	x 1(Download)	x 1(Download)	
DC 12V Trigger (3.5mm Jack)	x1	x1	x1	
RS232 (DB-9pin)	x1	x1	x1	
Wired Remote (Mini Jack)	x1	x1	x1	
HD-Base T	x 1 (share with LAN)	x 1 (share with LAN)	x 1 (share with LAN)	
Display Port	No	No	No	
3D Sync	No	No	No	
Environment				
Dimensions (WxHxD)	505 x 194 x 385 mm	505 x 194 x 385 mm	505 x 194 x 385 mm	
Weight	16.5kg (Lens Excluded)	16.5kg (Lens Excluded)	16.5kg (Lens Excluded)	
Power Supply	AC 100 to 240V, 50/60 Hz	AC 100 to 240V, 50/60 Hz	AC 100 to 240V, 50/60 Hz	
Power Consumption	710W	710W	710W	
Stand-by Power Consumption	<0.5W	<0.5W	<0.5W	
Acoustic Noise (Typ./Eco.)	39/35/35/33 (Dual Lamp Normal/Dual Lamp Eco/Single Lamp Normal/Single Lamp Eco)	39/35/35/33 (Dual Lamp Normal/Dual Lamp Eco/Single Lamp Normal/Single Lamp Eco)	39/35/35/33 (Dual Lamp Normal/Dual Lamp Eco/Single Lamp Normal/Single Lamp Eco)	
Accessories (Standard)				
Remote Control w/o Battery	x 1	x 1	x 1	
User Manual CD	x 1 (12L)	x 1 (12L)	x 1 (12L)	
Quick Start Guide	x 1 (12L)	x 1 (12L)	x 1 (12L)	
VGA(D-sub 15pin) Cable	x1	x1	x1	
Anti-dust Filter	Yes	Yes	Yes	
Lens cover	x1	x1	x1	
Unique Accessory	Color Wheel (6 segments)	Color Wheel (6 segments)	Color Wheel (6 segments)	
Accessories (Optional)				
Optional Lens	Yes	Yes	Yes	
Spare Lamp Kit	Yes	Yes	Yes	
Ceiling Mount	Yes	Yes	Yes	

Specification

Model Name	PX9710	PW9620	PU9730	
Picture				
Projection System	DLP	DLP	DLP	
Native Resolution	XGA (1024x768)	WXGA (1280x800)	WUXGA (1920x1200)	
Brightness	7700 ANSI lumens	6700 ANSI lumens	7000 ANSI lumens	
Contrast Ratio	2800:1	2800:1	2800:1	
Display Color	1.07 Billion Colors	1.07 Billion Colors	1.07 Billion Colors	
Lens	<ul style="list-style-type: none"> • Wide Fix: F = 1.85 • Ultra Wide: F=1.96-2.3 • Wide Zoom: F=1.85-2.50 • Standard: F=1.7-1.9 • Semi Long: F=1.86-2.48 • Long Zoom1: F=1.86-2.41 • Long Zoom2: F=1.85-2.48 (All lenses are purchased separately)			
Aspect Ratio	Native 4:3 (5 aspect ratio selectable)	Native 16:10 (5 aspect ratio selectable)	Native 16:10 (5 aspect ratio selectable)	
Throw Ratio	<ul style="list-style-type: none"> • Wide Fix: 0.79 • Ultra Wide: 0.77~0.97 • Wide Zoom: 1.31~1.85 • Standard: 1.79~2.35 • Semi Long: 2.33~3.81 • Long Zoom1: 3.71~5.57 • Long Zoom2: 5.5~8.56 	<ul style="list-style-type: none"> • Wide Fix: 0.8 • Ultra Wide: 0.78~0.98 • Wide Zoom: 1.31~1.87 • Standard: 1.81~2.38 • Semi Long: 2.33~3.86 • Long Zoom1: 3.76~5.64 • Long Zoom2: 5.56~8.67 	<ul style="list-style-type: none"> • Wide Fix: 0.76 • Ultra Wide: 0.75~0.93 • Wide Zoom: 1.25~1.79 • Standard: 1.73~2.27 • Semi Long: 2.22~3.67 • Long Zoom1: 3.58~5.38 • Long Zoom2: 5.31~8.26 	
Image Size (Diagonal)	80"-500"	80"-500"	80"-500"	
Zoom Ratio	<ul style="list-style-type: none"> • Wide Fix: Fixed • Ultra Wide: 1.25:1 • Wide Zoom: 1.4 :1 	<ul style="list-style-type: none"> • Standard: 1.3 :1 • Semi Long: 1.65 :1 	<ul style="list-style-type: none"> • Long Zoom1: 1.5 :1 • Long Zoom2: 1.55 :1 	
Lamp Wattage	350W X 2	350W X 2	350W X 2	
Lamp Life (Normal/Eco)	2000/2500	2000/2500	2000/2500	
Keystone Adjustment	ID,Vertical ± 30 degrees	ID,Vertical ± 30 degrees	ID,Vertical ± 30 degrees	
Lens Shift	<ul style="list-style-type: none"> • Wide Fix: NA • Ultra Wide: V (0-45%) / H (+-10%) 	<ul style="list-style-type: none"> • Wide Zoom: V (0-50%) / H (+-10%) • Standard: V (0-50%) / H (+-10%) 	<ul style="list-style-type: none"> • Semi Long: V (0-50%) / H (+-10%) • Long Zoom1: V (0-50%) / H (+-10%) 	<ul style="list-style-type: none"> • Long Zoom2: V (0-50%) / H (+-10%)
Resolution Support	up to WUXGA (1920 x 1200)	up to WUXGA (1920 x 1200)	up to WUXGA (1920 x 1200)	
Horizontal Frequency	15K-91KHz	15K-91KHz	15K-91KHz	
Vertical Scan Rate	48-120Hz	48-120Hz	48-120Hz	
Color Wheel Segment	6S -RYGCWB(built-in), 6S-RGBCMY	6S -RYGCWB(built-in), 6S-RGBCMY	6S -RYGCWB(built-in), 6S-RGBCMY	
Color Wheel Speed	3X	3X	3X	
HDTV Compatibility	480i, 480p, 576i, 567p, 720p, 1080i, 1080p	480i, 480p, 576i, 567p, 720p, 1080i, 1080p	480i, 480p, 576i, 567p, 720p, 1080i, 1080p	
Video Compatibility	NA	NA	NA	
Interface				
Computer in (D-sub 15pin)	x 1	x 1	x 1	
Monitor out (D-sub 15pin)	x 1	x 1	x 1	
DVI-D	x 1	x 1	x 1	
HDMI (v1.4a)	x 1	x 1	x 1	
Composite Video in (RCA)	No	No	No	
S-Video in (Mini DIN 4pin)	No	No	No	
Component Video in	x 1 (5BNC)	x 1 (5BNC)	x 1 (5BNC)	
LAN (RJ45)	x 1 (LAN Control)	x 1 (LAN Control)	x 1 (LAN Control)	
USB (Type A)	x 1 (Download)	x 1 (Download)	x 1 (Download)	
USB (Type B)	No	No	No	
DC 12V Trigger (3.5mm Jack)	x1	x1	x1	
RS232 (DB-9pin)	x1	x1	x1	
Wired Remote (Mini Jack)	x1	x1	x1	
HD-Base T	x1 (Share with LAN)	x1 (Share with LAN)	x1 (Share with LAN)	
Display Port	x1	x1	x1	
3D Sync	x1	x1	x1	
Environment				
Dimensions (WxHxD)	510 x 230 x 540 mm	510 x 230 x 540 mm	510 x 230 x 540 mm	
Weight	21kg (Lens Excluded)	21kg (Lens Excluded)	21kg (Lens Excluded)	
Power Supply	AC 100 to 240V, 50/60 Hz	AC 100 to 240V, 50/60 Hz	AC 100 to 240V, 50/60 Hz	
Power Consumption	815-880W	815-880W	815-880W	
Stand-by Power Consumption	<0.5W	<0.5W	<0.5W	
Acoustic Noise (Typ./Eco.)	41/36/38/35 (Dual Lamp Normal/Dual Lamp Eco/Single Lamp Normal/Single Lamp Eco)	41/36/38/35 (Dual Lamp Normal/Dual Lamp Eco/Single Lamp Normal/Single Lamp Eco)	41/36/38/35 (Dual Lamp Normal/Dual Lamp Eco/Single Lamp Normal/Single Lamp Eco)	
Accessories (Standard)				
Remote Control w/o Battery	x 1	x 1	x 1	
User Manual CD	x 1 (12L)	x 1 (12L)	x 1 (12L)	
Quick Start Guide	x 1 (12L)	x 1 (12L)	x 1 (12L)	
VGA(D-sub 15pin) Cable	x1	x1	x1	
Anti-dust Filter	Yes	Yes	Yes	
Lens cover	x1	x1	x1	
Unique Accessory	Color Wheel (6 segments)	Color Wheel (6 segments)	Color Wheel (6 segments)	
Accessories (Optional)				
Optional Lens	Yes	Yes	Yes	
Spare Lamp Kit	Yes	Yes	Yes	
Ceiling Mount	Yes	Yes	Yes	

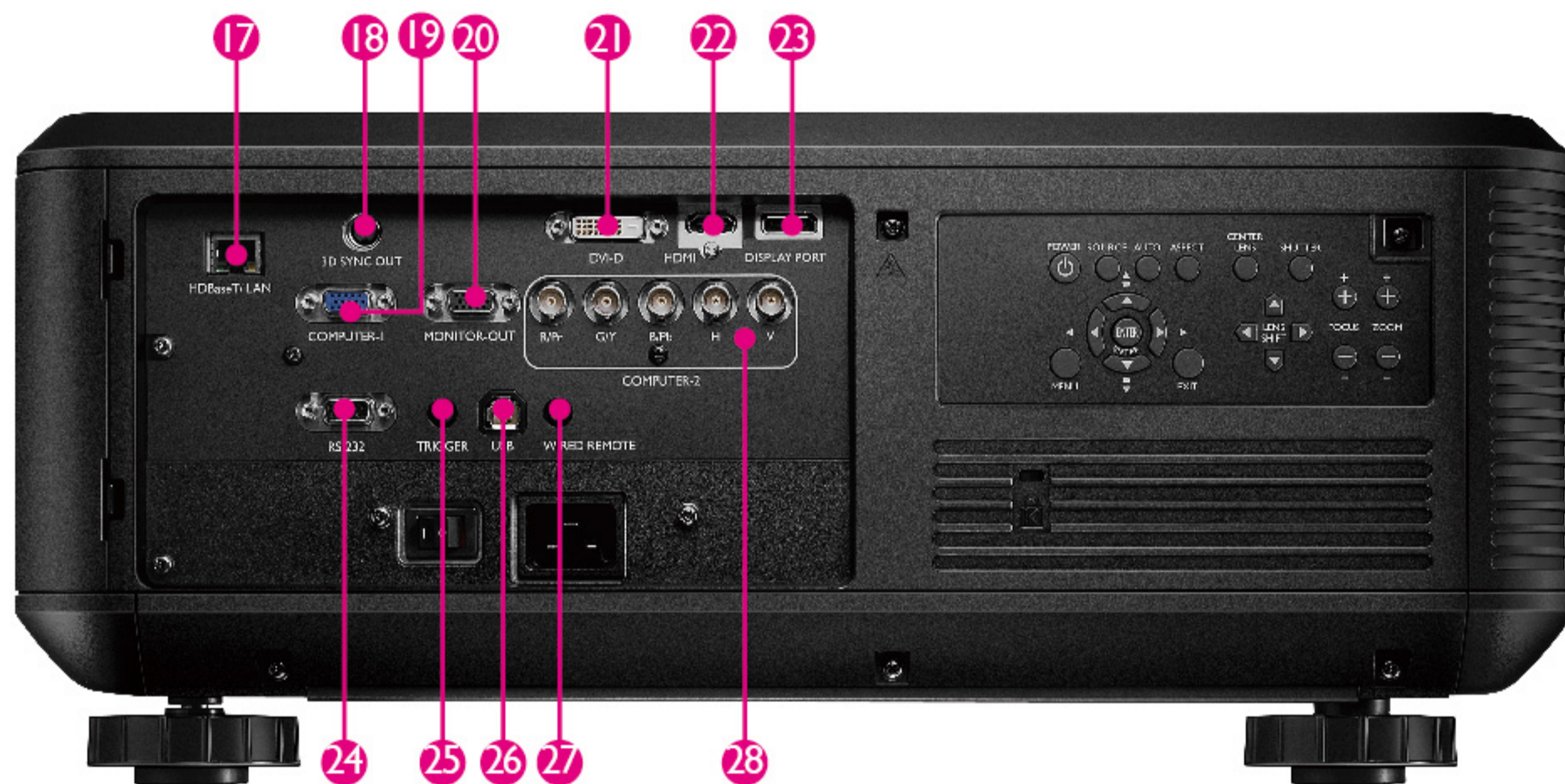
Terminals

PX9510 / PW9520 / PU9530



1. Computer-2 (BNC)
2. Computer-1, VGA
3. LAN/HDBaseT
4. USB port for service
5. DVI-D Input
6. HDMI (HDCP)
7. Monitor Out
8. Wired Remote
9. Air Filter
10. Components Y/Pb (Cb) /Pr(Cr) input
11. Video input
12. AC Power Cable Inlet
13. S-VIDEO input
14. AC Power Switch
15. Screen Trigger output
16. RS-232 control input

PX9710 / PW9620 / PU9730



17. LAN/HDBaseT
18. 3D Sync Out
19. Computer-1, VGA
20. Monitor Out
21. DVI-D
22. HDMI
23. Display Port
24. RS-232
25. 12V Trigger
26. USB
27. Wired Remote
28. Computer-2 (BNC)

Lens Table

Lens	Wide Fix	Ultra Wide	Wide Zoom	Standard	Semi Long	Long Zoom1	Long Zoom2
Model Name	LSIST3	LSIST2	LSIST1	LSISD	LSILT1	LSILT2	LSILT3
Part Number	5JJAM37.011	5JJAM37.061	5JJAM37.021	5JJAM37.001	5JJAM37.051	5JJAM37.031	5JJAM37.041
Picture							

Ceiling Mount

Part Number	5JJCY10.001
Picture	



Because it matters

Dealer's Stamp

Headquarters
BenQ Corporation
16 Jihu Road, Neihu,
Taipei 114, Taiwan
Tel : +886-2-2727-8899
Fax : +886-2-2797-9288

Asia Pacific
BenQ Asia Pacific Corp.
12 Jihu Road, Neihu, Taipei
114, Taiwan
Tel : +886-2-2727-8899
Fax : +886-2-2656-2438

China
BenQ (IT) CO., Ltd
268 Shishan Road, Suzhou
215011, China
Tel : +86-512-6807-8800
Fax : +86-512-6824-1351

North America
BenQ America Corp.
3200 Park Center Drive, Suite
150, Costa Mesa, CA 92626
U.S.A.
Tel : +1-714-559-4900
Fax : +1-714-557-0200

Europe
BenQ Europe B.V.
Meerenakkerweg 1-17
5652 AR Eindhoven
Tel : +1-714-559-4900
Fax : +1-714-557-0200

Latin and Central America
BenQ Latin America Corp.
8200 N.W. 33 Street, Suite 301
West Side Plaza III Miami, FL 33122
U.S.A.
Tel : +1-305-4211200
Fax : +1-305-4211201